

Use & care manual

**2 IN 1 MESSAGE CUSHION AND PILLOW WITH HEAT
SL-609**



 **SNAILAX[®]**

Safety Instructions



Please read the following instructions carefully before putting your massage device into use to ensure trouble-free operation and optimum efficiency. Please retain these operating instructions for further use!

- The massage device conforms to recognized technical principles and the latest safety regulations.
 - Do not wet, do not use pins, never remove cover.
 - This item is NOT A TOY. Close supervision is necessary when this appliance is used by, on, or near children or disabled persons.
 - This appliance should never be left unattended when plugged in.
 - Any possible repairs may only be carried out by authorized expert staff. Improper use and unauthorized repairs are not permitted for safety reasons and lead to loss of warranty.
 - Never touch the power plug with wet hands.
 - Please avoid contact of the device with water, high temperatures and direct sunlight.
 - Do not use any damaged cables, plugs or loose sockets.
 - If plugs or cords are damaged, they must be replaced by the manufacturer, a service representative or by qualified personnel.
 - In case of malfunction, disconnect immediately from the mains.
 - Do not use if you have skin disorders, open wounds, or swollen or inflamed areas.
 - Misuse or incorrect use excludes any liability for damage.
 - Do not use this device while driving.
 - Do not use while you sleep.
 - Do not use with infants, a helpless person or a person insensitive to heat.
 - Overlong application can result in skin burns.
 - Do not use this product for medical treatment.
-
- In order to avoid excessively stimulating the muscles and nerves, the recommended massage time should not be exceeded 30 minutes at a time.
 - Each massage – even a hand massage – must be refrained from during pregnancy or if one or more of the following complaints are present in the massage area: recent injuries, thrombotic diseases, all kinds of inflammations and swellings, and cancer. It is recommended to consult a doctor before having a massage for the treatment of ailments and illnesses.
 - If you are dependent on electrical aids e.g. pacemakers, please be sure to consult your doctor for medical advice before taking a massage.
 - The packaging material supplied should not be used as a toy.

Failure to observe the above instructions may constitute misuse of the product and can cause serious injury or burns.

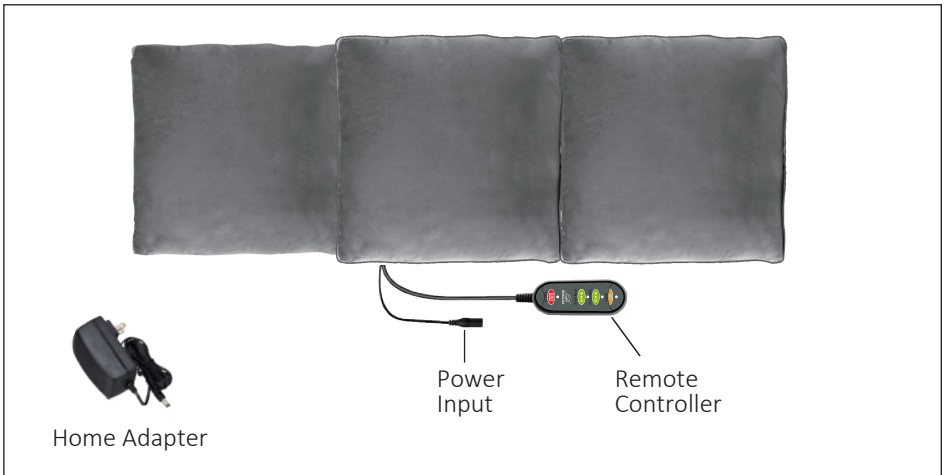
Instruction

Thank you for purchasing Snailax 2 in 1 Massage cushion and pillow with heat. With normal care and proper treatment, it will provide years of reliable service.

Please read all instructions carefully before use this product.

FEATURES

- Built in 8 vibration massage motors
- 3 pre-programmed massage modes
- 2 levels of vibration intensity
- Optional soothing heat function
- Auto 30 minutes timer
- Easy to operate the corded Remote controller



TECHNICAL DATA

Measurements:	16.5 x 16.5 inches(pillow) ; 16.5 x 48.8 inches(cushion)
Weight:	3.2 lbs
Voltage:	Input: AC 100-240V ~50/60Hz Output: 12VDC 2.0A
Nominal Power:	max. 24Watt
Automatic runtime:	30 minutes

Setup and Operation

1. Please use the device in the manner shown below:

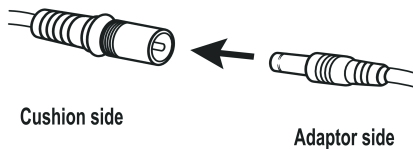


Opt.1 Massage Pillow (folded up)



Opt.2 Massage Seat Cushion (Open)

2. Connect the adapter cable to the corresponding cable on the device.



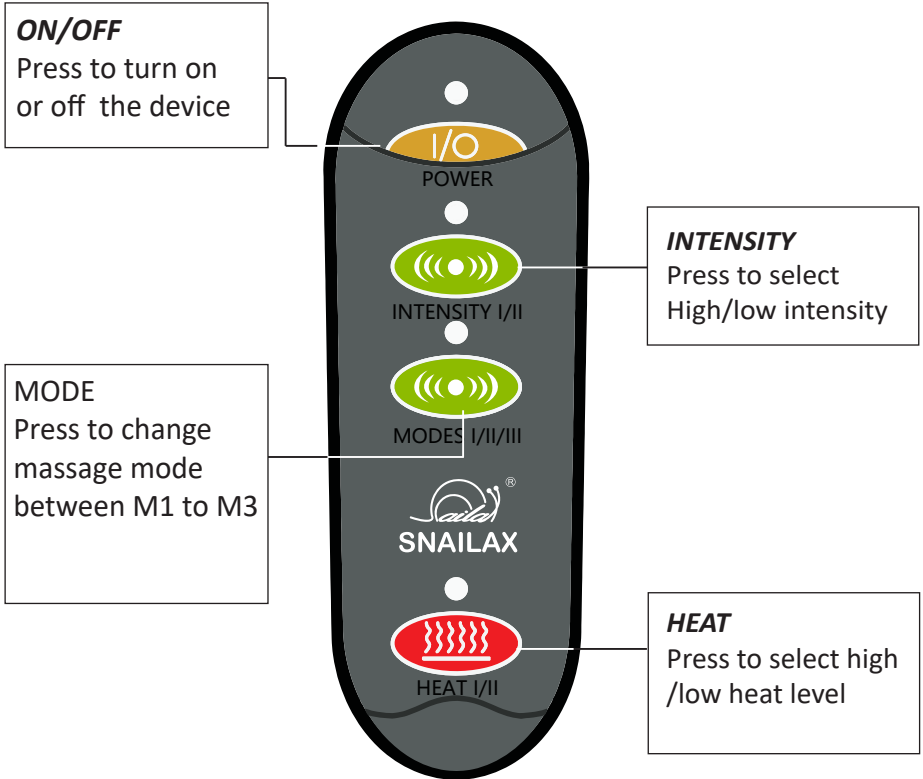
3. Plug the home adapter into an electric outlet (the adapter is safe to use with both 110-120V & 220-240V).

4. Turn on the device by using the controller (instructions on page 5).



- This device will switch off automatically after 30-minute timer runs out.
 - Do not setup or use the massager in a bathroom or similiary wet / damp areas.
-
- For your own safety we equip the massager with a protection against over-heating. Heat is created in the motors when placed under great stress and excessive pressure. Before this could create any risk and after a runtime of 30 Minutes. The massager will switch off automatically and will only allow switching on again after an appropriate downtime.
 - Likewise, you should allow your body some rest periods. To avoid straining your muscles too much, we recommend to not exceed a continuous massage of 30 Minutes one time and not exceed 3 times one day.

Controller instructions



Care and Cleaning Instructions

CARE AND MAINTENANCE

- Always unplug the unit before cleaning it. Never touch the power plug with wet hands.
- Before cleaning, allow unit to cool.
- Wipe the unit with a soft, dry cloth. Do not use cloths containing any kind of chemical or alcohol and solvent liquids.
- Never submerge any part of the unit in liquid.
- If the unit is particularly dirty, use the following instructions:
 1. Dampen a cloth in water or a 3%–5% mild detergent solution.
 2. Wipe the dirty areas with the wet cloth.
 3. Wipe the areas with a soft, dry cloth.
 4. Wait for the unit to become fully dry before use.
- Place massager in a safe, dry, and cool place. Avoid contact with sharp edges or pointed objects which might cut or puncture the surface.

TROUBLESHOOTING

Problem	Solution
Device switches off suddenly.	Device may have been in use for 30 minutes. Auto-shutoff function activated. Continue using by pressing the 'On' button after resting the unit for 15 minutes.
	Over-heat protection function activated. Device is switched off for your safety. Please rest device for 15-30 minutes before restarting.
Device fails to start.	Check if device has been used for more than 30minutes. If so, let device rest for 15 minutes before continuing. Device may require longer time to cool in warmer environments.
	Check if adaptor output is connected to device power inlet wire.

Warranty

If you have any issue about the product, please feel free to contact us by sending email to support@snailax.com We will strive to provide the best service possible within 24 hours.

30 days unconditionally Return

Snailax product can be returned to receive a full refund for any reason within 30 days. Please contact our customers service (support@snailax.com), our staff will contact you within 24 hours.

90 days refund/replace

Snailax product can be returned / replaced within 90 days if the product break down in the period of proper use.

12 months Warranty

If the product break down within 12 months in the period of proper use, customers can enjoy the relevant warranty to get them replaced.

Attention!

No warranty will be given to any force majeure and man-made causes to a defective product, such as improper care, personal tear down and willful damage, etc.

Extend Warranty for Free

1) Enter the following URL or scan the QR code below to find Snailax facebook page and like it, enter "Warranty" to messenger to extend your warranty from 1 year to 3 years.



<https://www.facebook.com/snailax>

OR 2) Send message "Warranty" and email us support@snailax.com to extend your warranty from 1 year to 3 years.

Have question ?

Tel: 734-709-6982
Monday-Friday 9:00AM-4:30PM

Email: support@snailax.com

FCC STATEMENT

NOTE: This equipment has been tested and found to comply with the limits for a Class B digital device, pursuant to Part 15 of the FCC Rules. These limits are designed to provide reasonable protection against harmful interference in a residential installation. This equipment generates, uses and can radiate radio frequency energy and, if not installed and used in accordance with the instructions, may cause harmful interference to radio communications. However, there is no guarantee that interference will not occur in a particular installation. If this equipment does cause harmful interference to radio or television reception, which can be determined by turning the equipment off and on, the user is encouraged to try to correct the interference by one or more of the following measures:

- Reorient or relocate the receiving antenna.
- Increase the separation between the equipment and receiver.
- Connect the equipment into an outlet on a circuit different from that to which the receiver is connected.
- Consult the dealer or an experienced radio / TV technician for help.

This device complies with Part 15 of the FCC Rules. Operation is subject to the following two conditions: (1) this device may not cause harmful interference, and (2) this device must accept any interference received, including interference that may cause undesired operation.

WARNING: Changes or modifications to this unit is not expressly approved by the party responsible for compliance could void the user's authority to operate the equipment.



2750 Carpenter Road,
Suite 1 B, Ann Arbor, 48108
Tel: 734-709-6982
support@snailax.com
www.snailax.com