



# Wireless Headphones

Model: BTH03



**User Manual**

## Contents

English	01
Deutsch	08
Français	13
Español	18
Italiano	23
取扱説明書	28

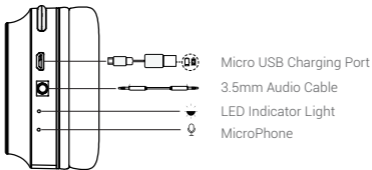
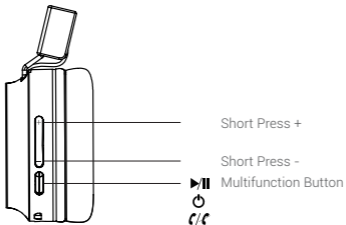
# What's in the box

- 1 x iClever BTH03 Headphones
- 1 x Charging Cable
- 1 x 3.5mm Audio Cable
- 1 x User Manual



# Overview

## 1) Illustration



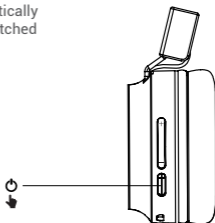
## 2) LED Indicator Instruction

Headphones Status	LED Indicator
Power on	Blue indicator flashes 4 times
Power off	Red indicator glows for 1s and goes off
BT Pairing	The indicator flashes red and blue alternately
BT Connected	Blue indicator flashes once every 7 seconds
Low Battery	Red indicator flashes twice every 2 seconds
In charging process	Red indicator lights up sturdily
Fully Charged	The LED indicator light will turn blue

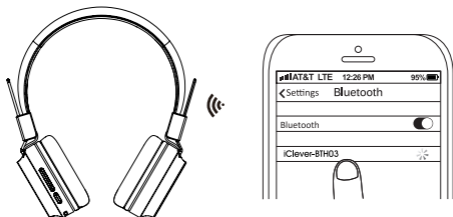
## Bluetooth Connection

### 1) Turn On The Headphones

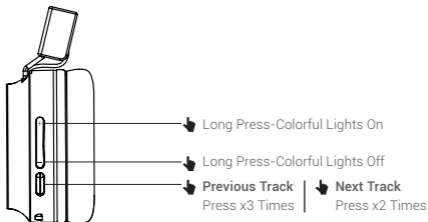
**Note:** The headphones will automatically enter pairing mode when being switched on for the first time.



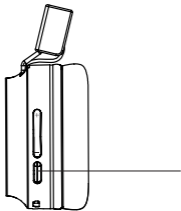
## 2) Connect to Bluetooth Device






## Music Control



## Phone Call



-  **Answer**  
Press x1 Times
-  **End Call**  
Press x1 Times
-  **Reject**  
Long Press 3S

## Specifications

- Premium 40mm Dynamic Driver
- Frequency Response:20Hz - 20KHz
- Support:BT5.0 A2DP v1.2, AVRCP v1.5, HFPv1.5,HSPv1.2
- Bluetooth transmitter frequency range:2.402-2.480GHz
- Bluetooth transmitter power<4dBm
- Bluetooth transmitter modulation:GFSK $\pi/4$  DQPSK,8DPSK
- Battery type:Lithium-ion Polymer(3.7V,500 mAh)
- Battery charge time <2hrs
- Music play time 25hrs
- Weight: 0.16kg
- Frequency band:2 402GHz- 2.480GHz
- Maximum transmission power $\leq$ 8dBm

## FCC Statement

Changes or modifications not expressly approved by the party responsible for compliance could void the user's authority to operate the equipment.

This equipment has been tested and found to comply with the limits for a Class B digital device, pursuant to Part 15 of the FCC Rules. These limits are designed to provide reasonable protection against harmful interference in a residential installation. This equipment generates uses and can radiate radio frequency energy and, if not installed and used in accordance with the instructions, may cause harmful interference to radio communications. However, there is no guarantee that interference will not occur in a particular installation. If this equipment does cause harmful interference to radio or television

reception, which can be determined by turning the equipment off and on, the user is encouraged to try to correct the interference by one or more of the following measures:

- Reorient or relocate the receiving antenna.
- Increase the separation between the equipment and receiver.
- Connect the equipment into an outlet on a circuit different from that to which the receiver is connected.
- Consult the dealer or an experienced radio/TV technician for help.

This device complies with part 15 of the FCC rules. Operation is subject to the following two conditions

- (1) This device may not cause harmful interference.
- (2) This device must accept any interference received, including interference that may cause undesired operation



## IC Caution

This device complies with Industry Canada licence-exempt RSS standard(s).

Operation is subject to the following two conditions:

- (1) This device may not cause interference, and
- (2) This device must accept any interference, including interference that may cause undesired operation of the device.

Le présent appareil est conforme aux CNR d'Industrie Canada applicables aux appareils radio exempts de licence.

L'exploitation est autorisée aux deux conditions suivantes:

- (1) l'appareil ne doit pas produire de brouillage, et
- (2) l'utilisateur de l'appareil doit accepter tout brouillage radioélectrique subi, même si le brouillage est susceptible d'en compromettre le fonctionnement.

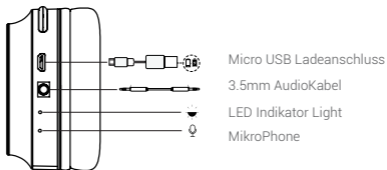
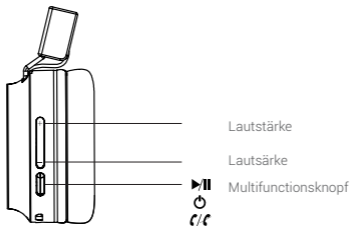
## Was Ist In Der Box

- 1 x drahtloser Kopfhörer iClever BTH03
- 1 x Ladekab
- 1 x 3.5mm Audiokable
- 1 x Bedienungsanleitung



# Überblick

## 1) Illustration



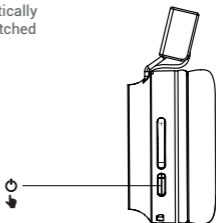
## 2) LED Anzeige Anleitung

Kopfhörer Status	LED Anzeige
Power AN	Blaue LED blinkt 4 mal
Power AUS	Rote Anzeige leuchtet für 1s und geht dann aus
BT Kopplung	Die Anzeige blinkt abwechselnd rot und blau
BT Verbunden	Die blaue Anzeige blinkt einmal alle 7 Sekunden
Niedriger Batteriestatus	Die rote Anzeige blinkt zweimal alle 2 Sekunden
Im Ladevorgang	Die rote Anzeige leuchtet stark auf
Voll aufgeladen	Die Led-anzeige wird blau

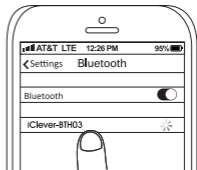
## Bluetooth Connection

### 1) Turn On The Headphones

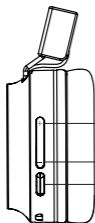
Note: The headphones will automatically enter pairing mode when being switched on for the first time.



## 2) Stellen Sie Eine Verbindung Zum Bluetooth-gerät



## Musiksteuerung

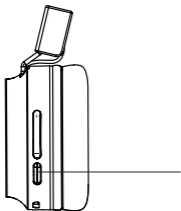


➡ Lange Presse-Bunte Lichter An

➡ Lange Presse-Bunte Lichter Aus

➡ **Vorheriger Track** | ➡ **Nächstes Stück**  
 Drücken x3 Zeiten | Drücken x2 Zeiten

## Anruf



- ☞  **Antwort**  
Drücken x1 Zeiten
- ☞  **Auflegen**  
Drücken x1 Zeiten
- ☞  **Ablehnen**  
Lange Presse 3S

## Spezifikationen

- Premium 40mm Dynamischer Treiber
- Frequenzgang: 20 Hz - 20 kHz
- Bluetooth-Version: BT5.0 A2DP V1.2, AVRCPV1.5, HFPV1.5, HSPV1.2
- Bluetooth Sender Frequenzbereich: 2.402-2.480GHz
- < Bluetooth Sendeleistung <4dBm
- Bluetooth-bertragungsmodulation: GFSK | 4DQPSK 8DPSK
- DBatterietyp: 3.7 V | 500 mAh Lithium-Ionen-Polymer
- Ladezeit: weniger als 2 Stunden
- Musikspielzeit: 25 Stunden
- Gewicht: 0.16 kg
- Begrenzung des Bandes: 2.402GHz ~2.480GHz
- Maximale Obertragungsleistung ≤ 8dBm

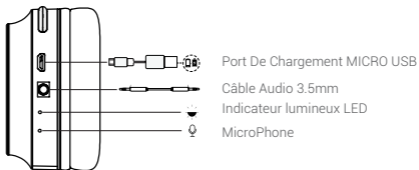
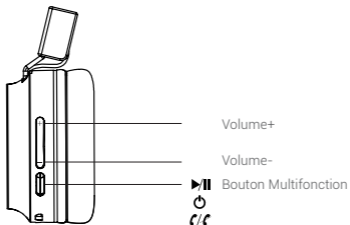
## Qu'a-t-il Dans La Blite

- 1 x Écouteurs sans fil iClever BTH03
- 1 x Câble De Chargement
- 1 x Câble Audio 3.5mm
- 1 x Guide Utilisateur



# Vue Du Dessus

## 1) Illustration





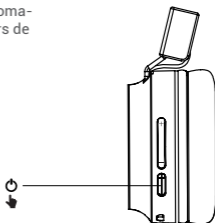
## 2) Instructions De L'indicateur Led

Statut Des Écouteurs	Indicateur LED
Allumé	Le LED bleu clignote 4 fois
Éteint	L'indicateur rouge brille une seconde et s'éteint Re
Jumelage Bluetooth	L'indicateur clignote en alternant rouge et bleu in
Connecté en Bluetooth	L'indicateur bleu clignote une fois toutes les 7 secondes Bl
Batterie faible	L'indicateur rouge clignote deux fois toutes les deux secondes Re
Charge en cours	Le voyant rouge s'allume
Entièrement chargé	L'indicateur LED deviendra bleu

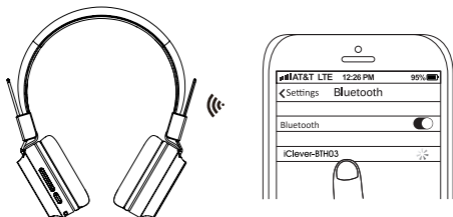
# Connexion Bluetooth

## 1) Allumer Les Écouteurs

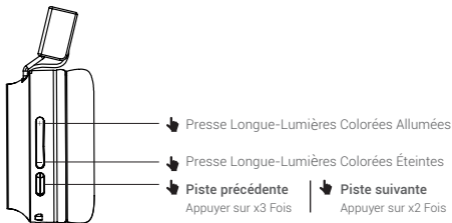
Remarque : Le casque passera automatiquement en mode de jumelage lors de la première mise en route



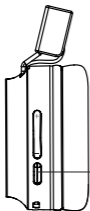
## 2) Connexion À Un Appareil Bluetooth



## Contrôle De La Musique



## Appels Téléphoniques




-  **Réponse**  
Appuyer sur x1
-  **Raccrocher le téléphone**  
Appuyer sur x1
-  **Reject**  
Presse Longue 3S

## Caractéristiques

- Pilote dynamique Premium 40mm
- Réponse en fréquence: 20Hz - 20KHz
- Version Bluetooth: BT5.0 A2DP V1.2, AVRCPV1.5, HFPV1.5, HSPV1.2
- Gamme de fréquence d'émetteur Bluetooth : 2.402-2.480GHz
- Puissance de transmission Bluetooth <4dBm
- Modulation de transmission Bluetooth: GFSK / 4DQPSK 8DPSK
- Type de batterie: polymère lithium-ion 3.7V 1 500mAh
- Temps de charge: moins de 2 heures
- Temps de musique: 25 heures
- Poids: 0.16 kg
- Gamme de fréquences:2.402GHz~2.480GHz
- Puissance de transmission maximale≤8dBm

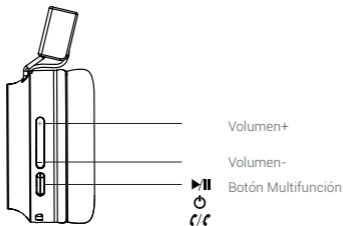
## Qué Hay En La Caja

- 1 x Auriculares inalámbricos iClever BTH03
- 1 x Cable De Carga
- 1 x Cable De Audio De 3.5mm
- 1 x Manual del usuario



# Resumen

## 1) Ilustración



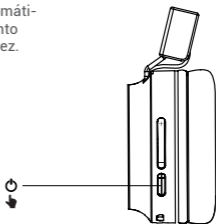
## 2) Instrucciones Del Indicador LED

Statut Des Écouteurs	Indicateur LED
Encendido	Le LED bleu clignote 4 fois
Apagado	L'indicateur rouge brille une seconde et s'éteint Re
Emparejamiento bluetooth	L'indicateur clignote en alternant rouge et bleu in
Bluetooth conectado	L'indicateur bleu clignote une fois toutes les 7 secondes Bl
Bateria baja	L'indicateur rouge clignote deux fois toutes les deux secondes Re
Cargando	Durante el proceso de carga, el indicador rojo se enciende firmemente
Completamente cargado	El indicador LED se volverá azul

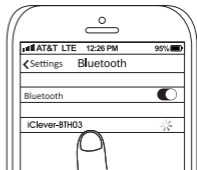
## Conexión Bluetooth

### 1) Encienda Los Auriculares

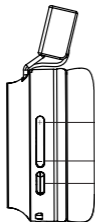
**Nota:** Los auriculares entrarán automáticamente en modo de emparejamiento cuando se enciendan por primera vez.



## 2) Conéctese Al Dispositivo Bluetooth



## Control Musical



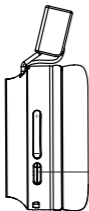
➔ Prensas largas—Luces Encendidas

➔ Prensas largas—Luces Apagadas

➔ **Pista anterior**  
Pulse x3 Veces

➔ **Siguiente pista**  
Pulse x2 Veces

## Llamada Telefónica



- 
**Respuesta**  
 Pulse x1 Veces
- 
**Cuelga el teléfono**  
 Pulse x1 Veces
- 
**Rechazar**  
 PreNSE Large 3S


## Especificaciones

- Controlador dinámico premium de 40 mm
- Respuesta de frecuencia: 20Hz - 20KHz
- Versión de Bluetooth: BT5.0 A2DP V1.2, AVRCP V1.5, HFPV1.5,HSPV1.2
- Rango de frecuencia del transmisor Bluetooth: 2.402-2.480GHz
- Potencia de transmisión Bluetooth <4dBm
- Modulación de transmisión Bluetooth: GFSK / 4DQPSK 8DPSK
- Tipo de batería: polímero de iones de litio de 3.7V / 500mAh
- Tiempo de carga: menos de 2 horas
- Tiempo de reproducción de música: 25 horas.
- Peso: 0.16kg
- Rango de frecuencia:2 402GHz~2.480GHz
- Potencia máxima de transmisión ≤8dBm



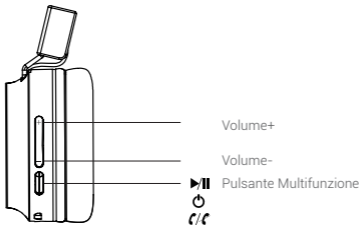
## Cosa C'è Nella Scatola

- 1 x Cuffie Senza Fili iClever BTH03
- 1 x Cavo Di Ricarica
- 1 x Cavo Audio da 3.5mm
- 1 x Manuale Utente



# Panoramica

## 1) Illustrazioni



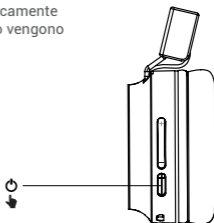
## 2) Istruzioni Indicatore LED

Stato cuffie	Indicateur LED
Accensione	L'indicatore blu lampeggia 4 volte
Spegnimento	L'indicatore rosso si illumina per 1 secondo e si spegne
Associazione	L'indicatore rosso e blu bianco lampeggiano alternativamente
Connessione BT	L'indicatore blu lampeggia una volta ogni 7 secondi
Batteria scarica	L'indicatore rosso lampeggia due volte ogni 2 secondi
E' avviato il processo di ricarica	L'indicatore rosso si accende in maniera fissa
Completamente carica	L'indicatore LED diventera blu

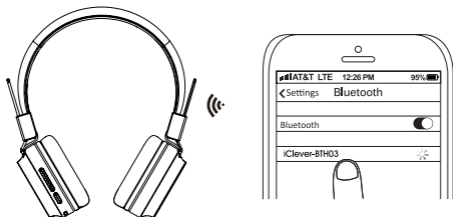
## Conexión Bluetooth

### 1) Accendi Le Cuffie

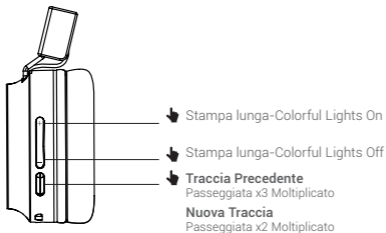
**Nota:** le cuffie entreranno automaticamente in modalità di associazione quando vengono accese per la prima volta.



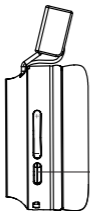
## 2) Connetti A Dispositivo Bluetooth



## Controllo Musicale



## Phone Call




- ⬇️ **Rispondere**  
 Passeggiata x1 Moltiplicato
- ⬇️ **Riattacchiamo**  
 Passeggiata x1 Moltiplicato
- ⬇️ **Non-rifiuto**  
 Stampa lunga 3S

## Specifications

- Driver Dinamico Premium Da 40 Mm
- Risposta In Frequenza: 20hz - 20khz
- Versione Bluetooth: Bt5.0 A2dp V1.2, Avrcp V1.5, Hfpv1.5, Hspv1.2
- Bluetooth Transmitter testi estensione: 2.402 2.480 GHz
- Potenza Di Trasmissione Bluetooth <4dBm
- Modulazione Di Trasmissione Bluetooth: GFSK / 4DQPSK 8DPSK
- Tipo Di Batteria: Polimero Agli Ioni Di Litio Da 3.7 V / 500 MAH
- Tempo Di Ricarica: Meno Di 2 Ore
- DTempo Di Riproduzione Musicale: 25 Ore
- Peso: 0.16 Kg
- limite di banda: 2.402GHz~2.480GHz
- Potenza massima di trasmissione: ≤8dBm

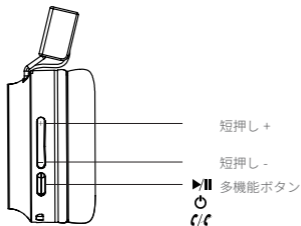
## パッケージ内容

- 1 x iCleverBTH03 ワイヤレスヘッドフォン
- 1 x 充電ケーブル
- 1 x 3.5mm オーディオケーブル
- 1 x 説明書



# 概要

## 1) 図示



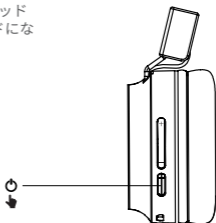
## 2) LED インジケータースタイルガイド

ヘッドフォンステータス	LED 指示ライト
電源オン	青いライト 4 回点滅
電源オフ	赤いライト 1 秒点灯後消灯
Bluetooth ペアリング中	インジケータ - が赤と青で交互に点滅します。
Bluetooth ペアリング完了	青いライトが 7 秒に 1 回点滅します。
低電量	赤いライトが 2 秒ごとに 2 回点滅します。
充電中	赤いライトが常に点灯しています。
満充電状態	LED ライトが青色に変わります。

## Bluetooth 接続

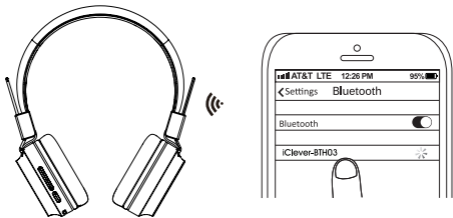
### 1) ヘッドフォンをオンにします。

注意：初めて電源を入れる時は、ヘッドフォンは自動的にペアリングモードになります。

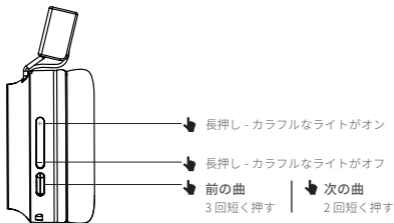




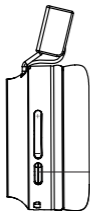
## 2) Bluetooth デバイスに接続する



## 音楽コントロール/ライトスイッチコントロール



## 使用ガイド



- ☞  電話を受ける  
1回押す
- ☞  電話を切る  
1回押す
- ☞  拒否  
3秒間長押し

## 仕様

- プレミアム 40mm ダイナミックドライバー
- 周波数応答 :20Hz-20Khz
- 対応 :BT5.0,A2DPv1.2,AVRCPv1.5,HFPv1.5,HSPv1.2
- 送信機の周波数範囲 :2.402-2.480GHz
- Bluetooth 送信機の電力 < 4dBm
- Bluetooth 送信機の変調 :GFSK  $\pi/4$  DQPSK,8DPSK
- 電池 : リチウム電池 (3.7V,500mAh)
- 充電時間 : < 2 時間
- 音楽再生 : 約 25 時間
- ヘッドフォンの重さ :0.16kg

Hereby, Thousandshores Deutschland GmbH declares that the radio equipment type Wireless Headphones BTH03 is in compliance with Directive 2014/53/EU.

The full text of the EU declaration conformity is available at the following internet address: [Http://files.iclever.com/BTH03-DOC-EN.pdf](http://files.iclever.com/BTH03-DOC-EN.pdf)

Hiermit erklärt Thousandshores Deutschland GmbH, dass der Funkanlagentyp Wireless Headphones BTH03 der Richtlinie 2014/53/EU entspricht.

Der vollständige Text der EU-Konformitätserklärung ist unter der folgenden Internetadresse verfügbar: [Http://files.iclever.com/BTH03-DOC-DE.pdf](http://files.iclever.com/BTH03-DOC-DE.pdf)

Learn more about the UK Declaration of Conformity, Please click below link to download. [Http://files.iclever.com/BTH03-DOC-UK.pdf](http://files.iclever.com/BTH03-DOC-UK.pdf)

