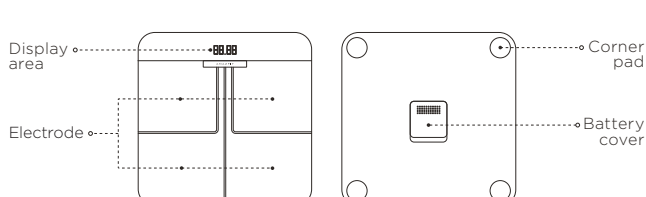




User Manual

Read this manual carefully before use, and retain it for future reference.

Device Overview



Installing the App

Scan the QR code below to download the Zepp app (hereinafter referred to as "the app"), or search for "Zepp" in your app market to download and install the app.

Notes:

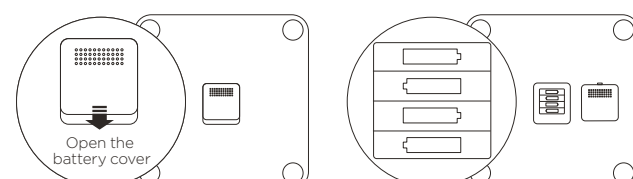
1. For the best experience, update the app to the latest version as prompted.
2. System is compatible with Android 5.0 or iOS 10.0 and above.



1

Installing the Batteries

Open the battery cover and insert four AAA batteries in the directions indicated inside the battery compartment.



Pairing the Scale

Open the Zepp app, register or sign in with your account, then pair the scale with your account and enter your personal data according to the on-screen instructions.

After pairing the scale, you can check the weighing records and body composition information via the app. Personal data is used to analyze your body composition. To ensure the accuracy of the results, please enter accurate personal data.

2

Configuring Wi-Fi

After the first pairing, click Configure Wi-Fi as prompted, select a Wi-Fi connection and enter the password, and wait for configuration to complete.

Notes:

1. The scale only supports 2.4GHz Wi-Fi connections, not 5GHz Wi-Fi connections.
2. If you prefer to configure Wi-Fi later, you can then open the app, step on the scale to connect to the app, click Configure Wi-Fi, select a Wi-Fi connection, and enter the password to complete configuration.

3

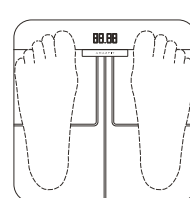
Starting Measurement

Place the scale on a hard, flat floor.

Step barefoot onto the scale as shown in the figure. Make sure the skin of your feet makes good contact with the four electrodes on the scale.

After your weight is measured, the scale will begin calculating your body composition, such as body fat rate and heart rate.

During measurement, you can view each type of information measured on the scale screen in succession. After measurement is finished and data is synchronized, you can view the details in the app.



Notes:

1. The body composition data provided by this scale is for reference only and does not constitute medical advice.
2. Moving or bumping the scale may affect the accuracy, in which case you should weigh the item again to make sure the measurement is accurate.

4

Prompt Symbols

	Wi-Fi		Turn off body composition measurement
	Bluetooth		Body fat rate
	Muscle mass		Body water percentage
	Protein percentage		Bone mass
	Visceral fat grade		Basal metabolism
	Subcutaneous fat		Skeletal muscle
	BMI		Physical age
	Heart rate		Overweight

Selecting a Weighing Unit

The scale calculates weight in kilograms (kg) by default. You can change the scale's weighing unit via the device settings in the app.

The scale can display weight in kilograms (kg), pounds (lbs) and stones (st).

5

Precautions

1. The scale should be forbidden for use by people with pacemakers or other implanted medical devices.
2. To prevent slipping, do not place the scale on a slippery floor, and do not use it when your feet or the scale are wet.
3. Always stand in the middle of the scale, to prevent it from accidentally flipping over while weighing yourself.
4. Only use the scale in a dry environment, and do not immerse it in water.
5. Wipe the surface of the scale with a damp cloth and mild detergent to clean it. Do not use any organic solvents or other chemicals.
6. Risk of explosion if battery is replaced by an incorrect type. Dispose of used batteries according to the instructions.
7. After the batteries are depleted, immediately remove them to avoid potential leaking and corrosion.
8. It is recommended that pregnant women do not use it. For pregnant women, please turn off the "body composition measurement" before weighing.
9. Professional athletes and people who exercise regularly should use "Sports Mode" for weighing.
10. Please do not weigh yourself when you feel unwell (fever, diarrhea, drunkenness), when you suffer extreme dehydration, after using a sauna or hot spring, or after vigorous exercise.
11. Body composition measurement data may vary when used by people with metal devices in their bodies, who take medicines that induce changes in the body's water retention, people with thick cuticles on the surface of the soles of the feet, and certain other individuals with special conditions.

6

Disposal and Recycling Information

All products bearing this symbol are waste electrical and electronic equipment (WEEE as in directive 2012/19/EU) which should not be mixed with unsorted household waste. Instead, you should protect human health and the environment by handing over your waste equipment to a designated collection point for the recycling of waste electrical and electronic equipment, appointed by the government or local authorities. Correct disposal and recycling will help prevent potential negative consequences to the environment and human health. Please contact the installer or local authorities for more information about the location as well as terms and conditions of such collection points.

Certifications and Safety Approvals

Anhui Huami Healthcare Co., Ltd. hereby declares that the radio equipment type A2003 is in compliance with Directive 2014/53/EU. The full text of the EU declaration of conformity is available at the following internet address: <http://en.amazfit.com/support.html>

7

Regulatory Notice

This device complies with part 15 of the FCC Rules. Operation is subject to the following two conditions:

1. This device may not cause harmful interference, and
2. This device must accept any interference, including interference that may cause undesired operation.

FCC ID: 2AWQ5A2003

Any changes or modifications that are not expressly approved by the party responsible for the compliance may void the user's authority to operate the equipment.

Note: This device has been tested and found to comply with the limits for a Class B digital device, pursuant to Part 15 of the FCC Rules. These limits are designed to provide reasonable protection against harmful interferences in a residential installation.

This equipment generates, uses, and may radiate radio frequency energy and, if not installed and used in accordance with the instructions, may cause harmful interference to radio communications. However, there is no guarantee that interference will not occur in a particular installation. If this product does cause harmful interference to radio or television reception, which can be determined by turning the equipment on and off, the user is encouraged to try to correct the interference by one or more of the following measures:

- Reorient or relocate the receiving antenna.
- Increase the separation between the equipment and receiver.
- Connect the equipment into an outlet on a circuit different from that to which the receiver is connected.
- Consult the dealer or an experienced radio/TV technician for help.

8

The device has been evaluated to meet general RF exposure requirement. The device can be used in portable exposure condition without restriction.

This device meets the government's requirements for exposure to radio waves. This device is designed and manufactured not to exceed the emission limits for exposure to radio frequency (RF) energy set by the Federal Communications Commission of the U.S. Government.

The exposure standard for wireless device employs a unit of measurement known as the Specific Absorption Rate, or SAR. The SAR limit set by the FCC is 1.6 W/kg. *Tests for SAR are conducted using standard operating positions accepted by the FCC with the device transmitting at its highest certified power level in all tested frequency bands.

Exposure of humans to RF fields (RSS-102)

The radiated energy from the antennas connected to the wireless adapters conforms to the IC limit of the RF exposure requirement regarding IC RSS-102, Issue 5 clause 4. SAR tests are conducted using recommended operating positions accepted by the RSS with the device transmitting at its highest certified power level in all tested frequency band without distance attaching away from the body.

Conformité des appareils de radiocommunication aux limites d'exposition humaine aux radiofréquences (CNR-102)

L'énergie émise par les antennes reliées aux cartes sans fil respecte la limite d'exposition aux radiofréquences telle que définie par Industrie Canada dans la clause 4.1 du document CNR-102, version 5. Tests DAS sont effectués en utilisant les positions recommandées par la CNR avec le téléphone émet à la puissance certifiée maximale dans toutes les bandes de fréquences testées sans distance attacher loin du corps.

9

This device contains license-exempt transmitter(s)/receiver(s) that comply with Innovation, Science and Economic Development Canada's license-exempt RSS(s). Operation is subject to the following two conditions:

- (1) This device may not cause interference.
- (2) This device must accept any interference, including interference that may cause undesired operation.

IC: 26244-A2003

CAN ICES-3(B)/NMB-3(B)

Le présent appareil est conforme aux CNR d'Industrie Canada applicables aux appareils radioexemptés de licence. L'exploitation est autorisée aux deux conditions suivantes :

- (1) l'appareil ne doit pas produire de brouillage, et
- (2) l'utilisateur de l'appareil doit accepter tout brouillage radioélectrique subi, même s'il brouillage est susceptible d'en compromettre le fonctionnement.

Under Industry Canada regulations, this radio transmitter may only operate using an antenna of a type and the maximum (or lesser) gain approved for the transmitter by Industry Canada. To reduce the potential of radio interference to other users, the antenna type and its gain should be so chosen that the equivalent isotropically radiated power (e.i.r.p.) is not more than that necessary for successful communication.

Conformément à la réglementation d'Industrie Canada, le présent émetteur radio peut fonctionner avec une antenne d'un type et d'un gain maximal (ou inférieur) approuvé pour l'émetteur par Industrie Canada. Dans le but de réduire les risques de brouillage radioélectrique à l'intention des autres utilisateurs, il faut choisir le type d'antenne et son gain de sorte que la puissance isotrope rayonnée équivalente (p.i.r.e.) ne dépasse pas l'intensité nécessaire à l'établissement d'une communication satisfaisante.

10

Specifications

Name: Amazfit Smart Scale
Weighing Unit: kg / lbs / st
Increments: 0.1 kg / lbs
Wi-Fi Frequency: 2412 - 2472 MHz
Wi-Fi Max. Output: < 20 mW
Bluetooth Frequency: 2402 - 2480 MHz
Bluetooth Max. Output: < 3 mW
Wireless Connectivity: 2.4 GHz 802.11 b/g/n Wi-Fi, 2.4 GHz Bluetooth 5.0
Operating Temperature: 5 °C - 40 °C
Power Source: 1.5 V AAA batteries × 4
Casing Material: Tempered glass, ABS engineering plastic
Compatible with: Android 5.0 or iOS 10.0 and above
Package Contents: Amazfit Smart Scale, User Manual



Warranty and Return Policy

The Amazfit Limited Warranty covers Amazfit products against manufacturing defects beginning on the original purchase date. The warranty period is 12 months or other period as the applicable consumer laws in the consumer's country of purchase require. Our warranty is in addition to rights provided by applicable consumer laws.

Official website: en.amazfit.com
Help: support.amazfit.com

11