

PGP INSTALLATION:

Arc Adjustments:

Adjustable heads are preset to approximately 180°. Sprinklers may be adjusted with water on or off. It is recommended that initial adjustments be made before installation.

- Using the palm of your hand, rotate the nozzle turret counterclockwise to the left stop to complete any interrupted rotation cycle (Fig. 2).
- Rotate the nozzle turret clockwise to the right stop. This is the fixed side of the arc. The nozzle turret must be held in this position for arc adjustments. The right stop does not change.

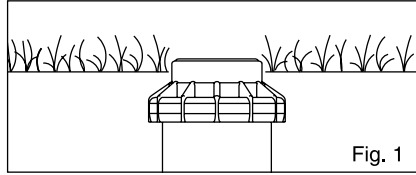


Fig. 1

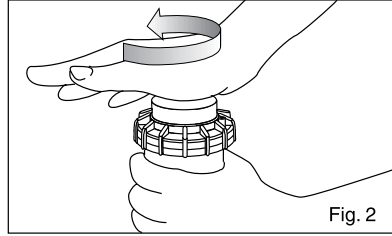


Fig. 2

To Increase the Arc:

- Insert the plastic key end of the Hunter wrench into the adjustment socket (Fig. 3 & 4).
- While holding the nozzle turret at the right stop, turn the wrench clockwise. Each full 360° turn of the wrench will increase the arc 90°.
- Adjust to any arc between 40° and 360° (Fig. 5).
- The wrench will stop turning, or there will be a ratcheting noise, when the maximum arc of 360° (full circle) has been reached.

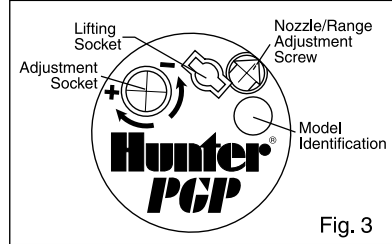


Fig. 3

To Decrease the Arc:

- Insert the plastic key end of the Hunter wrench into the adjustment socket (Fig. 3 & 4).
- While holding the nozzle turret at the right stop, turn the wrench counterclockwise. Each full 360° turn of the wrench will decrease the arc 90°.
- Adjust to any arc between 40° and 360° (Fig. 5).
- The wrench will stop turning, or there will be a ratcheting noise, when the minimum arc of 40° has been reached.

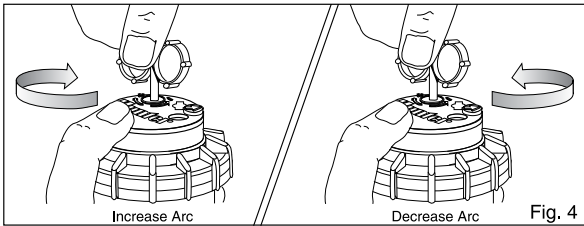


Fig. 4

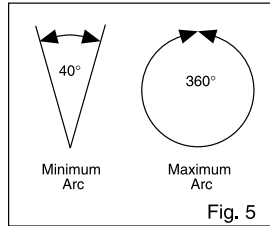


Fig. 5

Note: It is not necessary to disassemble the sprinkler to make adjustments.

RADIUS / DISTANCE OF THROW

Insert the steel hex end of the Hunter wrench into the radius adjustment screw (Fig. 6). Turn the screw clockwise (into the stream of water) to decrease the radius, or counterclockwise to increase the radius. Radius can be reduced up to 25%.

Caution: Turning the adjustment screw clockwise more than five full turns may result in a lost radius adjustment screw.

PRECIPITATION RATE ADJUSTMENT

If you have excessively wet or dry areas, you can change the nozzle in the sprinkler to increase or decrease the precipitation rate. For dry areas, install a larger nozzle. For wet areas, install a smaller nozzle.

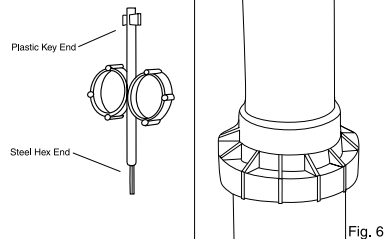


Fig. 6

NOZZLE INSTALLATION

- Insert the plastic key end of the Hunter wrench into the lifting socket of the sprinkler and turn 90°. Pull the riser up to gain access to the nozzle socket (Fig. 8).




Fig. 7

- Using the hex key of the Hunter wrench, turn the radius adjustment screw (Fig. 6) counterclockwise to be sure it is not blocking the nozzle socket opening. If a nozzle is already installed, it can be removed by backing out the adjustment screw and turning on the water, or by pulling outward on the nozzle "ears" with a pair of needle-nosed pliers.

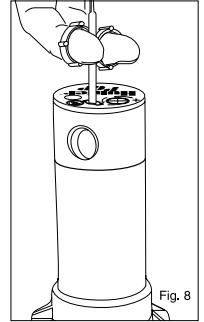


Fig. 8

- Slip the desired nozzle into the nozzle socket (Fig. 7). Note that the socket is angled up 25°. The "ears" should be adjusted so that the nozzle range screw threads directly down between them. Then tighten the nozzle range screw. The raised bump with an arrow on the rubber cover will always indicate the location of the nozzle and direction of water flow when the sprinkler is retracted.

ALIGNING THE RIGHT (FIXED) SIDE OF ARC

If the right side of the arc is not properly aligned, the results may be a wet walkway or a dry turf area. The right side arc can easily be realigned. One way to realign the right stop is to turn the whole sprinkler body assembly and the fitting below it, left or right to the desired position. This may require temporary removal of the soil around the sprinkler to allow you to grip the sprinkler housing.


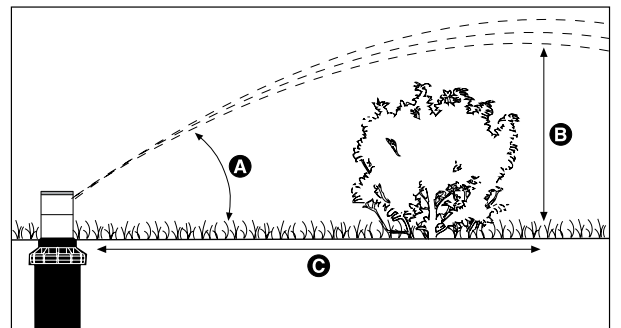


Fig. 9

Another way to reset the right arc is to unscrew the body cap counterclockwise and remove the internal assembly from the body. Once removed, rotate the nozzle turret to the right stop, screw the internal assembly back into the body with the nozzle aligned to the right side of the area you want irrigated (Fig. 9). At this point you have realigned the right arc stop, and you can adjust the left arc to an appropriate setting.

Note: It is not necessary to dig up and remove the whole sprinkler to realign the right arc.



Hunter Nozzle Height and Trajectory Chart

Model	Nozzle No.	Pressure in PSI	A Degrees of Trajectory	B Max Height of Spray (ft.)	C Distance from head (ft.) to Maximum Height
PGP®	1	50	26	7'	22'
	2	50	26	7'	22'
	3	50	26	8'	23'
	4	50	26	8'	23'
	5	50	27	9'	26'
	6	50	27	10'	28'
	7	50	26	11'	30'
	8	50	26	11'	30'
	9	50	27	12'	32'
	10	60	25	13'	32'
	11	60	25	13'	38'
	12	60	25	13'	40'
PGP Low Angle	4	50	15	5'	22'
	5	50	15	4'	22'
	6	50	14	4'	22'
	7	50	14	4'	22'
	8	50	14	5'	24'
	9	50	15	5'	26'
	10	60	15	6'	30'
PGP Blue	1.5	45	25	8'	23'
	2.0	45	25	8'	23'
	2.5	45	25	9'	26'
	3.0	45	25	10'	28'
	4.0	45	25	11'	30'
	5.0	45	25	11'	30'
	6.0	55	25	12'	32'
	8.0	55	25	13'	32'

PGP Red Standard Nozzle Performance Data P/N 130900



Nozzle	Pressure PSI	Radius ft.	Flow GPM	Precip in/hr ■ ▲
1	30	28'	0.5	0.12
	40	29'	0.6	0.14
	50	29'	0.7	0.16
	60	30'	0.8	0.17
2	30	29'	0.7	0.16
	40	30'	0.8	0.17
	50	30'	0.9	0.19
	60	31'	1.0	0.20
3	30	30'	0.9	0.19
	40	31'	1.0	0.20
	50	31'	1.2	0.24
	60	32'	1.3	0.24
4	30	32'	1.2	0.23
	40	33'	1.4	0.25
	50	34'	1.6	0.27
	60	34'	1.8	0.30
5	30	34'	1.6	0.27
	40	36'	1.8	0.27
	50	38'	2.0	0.27
	60	38'	2.2	0.29
6	30	34'	2.0	0.33
	40	36'	2.4	0.36
	50	38'	2.7	0.36
	60	38'	2.9	0.39
7	30	34'	2.6	0.43
	40	38'	3.0	0.40
	50	40'	3.4	0.41
	60	40'	3.7	0.45
8	30	37'	3.2	0.45
	40	39'	3.7	0.47
	50	41'	3.9	0.45
	60	42'	4.6	0.50
9	30	38'	3.6	0.48
	40	41'	4.3	0.49
	50	44'	5.2	0.52
	60	45'	5.5	0.52
10	30	44'	6.0	0.60
	40	46'	6.8	0.62
	50	47'	7.6	0.66
	60	49'	8.2	0.66
11	30	46'	8.0	0.73
	40	48'	8.9	0.74
	50	50'	9.8	0.75
	60	51'	10.5	0.78
12	30	46'	10.5	0.96
	40	48'	11.9	0.99
	50	50'	12.7	0.98
	60	52'	14.1	1.00

Note: All precipitation rates calculated for 180 degree operation. For the precipitation rate for a 360 degree sprinkler, divide by 2.

PGP Blue Standard Nozzle Performance Data P/N 665300



Nozzle	Pressure PSI	Radius ft.	Flow GPM	Precip in/hr ■ ▲
1.5	25	29'	1.2	0.27
	35	31'	1.4	0.28
	45	31'	1.5	0.30
	55	32'	1.8	0.34
	65	32'	1.9	0.36
2.0	25	33'	1.4	0.25
	35	33'	1.7	0.30
	45	34'	2.0	0.33
	55	34'	2.1	0.35
	65	32'	2.3	0.43
2.5	25	33'	1.7	0.30
	35	35'	2.1	0.33
	45	35'	2.5	0.39
	55	35'	2.6	0.41
	65	35'	2.9	0.46
3.0	25	35'	2.2	0.35
	35	36'	2.7	0.40
	45	38'	3.0	0.40
	55	39'	3.4	0.43
	65	39'	3.7	0.47
4.0	25	37'	3.0	0.42
	35	39'	3.5	0.44
	45	40'	4.0	0.48
	55	41'	4.5	0.52
	65	41'	4.8	0.55
5.0	25	37'	3.7	0.52
	35	39'	4.5	0.57
	45	42'	5.0	0.55
	55	42'	5.7	0.62
	65	42'	6.2	0.68
6.0	25	38'	4.3	0.57
	35	40'	5.6	0.67
	45	43'	6.0	0.62
	55	44'	6.7	0.67
	65	44'	7.3	0.73
8.0	25	37'	6.0	0.84
	35	41'	7.0	0.80
	45	44'	8.0	0.80
	55	46'	9.0	0.82
	65	46'	9.8	0.89

Note: All precipitation rates calculated for 180 degree operation. For the precipitation rate for a 360 degree sprinkler, divide by 2.

*“Looks good, works hard.
Commit to Hunter’s Blue Nozzles
for choice coverage with no more
over- or underwatering and an
appearance that’s received higher
customer satisfaction ratings.
Buy Blue and go for the gold.”*

PGP Gray Low Angle Nozzle Performance Data P/N 233200



Nozzle	Pressure PSI	Radius ft.	Flow GPM	Precip in/hr ■ ▲
4	30	22'	1.4	0.56
	40	24'	1.7	0.57
	50	26'	1.8	0.51
	60	28'	2.0	0.49
5	30	25'	1.6	0.49
	40	27'	1.9	0.50
	50	28'	2.1	0.52
	60	30'	2.3	0.49
6	30	27'	2.1	0.55
	40	30'	2.5	0.53
	50	33'	2.8	0.49
	60	35'	3.0	0.47
7	30	29'	2.8	0.64
	40	32'	3.1	0.58
	50	35'	3.5	0.55
	60	37'	3.8	0.53
8	30	31'	3.4	0.68
	40	34'	3.9	0.65
	50	37'	4.4	0.62
	60	38'	4.7	0.63
9	30	33'	4.3	0.76
	40	37'	5.0	0.70
	50	40'	5.6	0.67
	60	42'	6.1	0.67
10	40	38'	6.5	0.87
	50	40'	7.3	0.88
	60	42'	8.0	0.87
	70	44'	8.6	0.86

P Blank nozzle plug for turning off selected sprinklers during repairs, maintenance, etc.

Note: All precipitation rates calculated for 180 degree operation. For the precipitation rate for a 360 degree sprinkler, divide by 2.

PGP Red Standard Nozzle Performance Data P/N 130900



Nozzle	Pressure Bars	Pressure kPa	Radius m	Flow m³/hr	Flow l/min	Precip mm/hr ■ ▲
1	1.7	172	8.2	0.10	1.7	3
	2.0	200	8.5	0.11	1.8	3
	2.5	248	8.5	0.13	2.1	4
	3.0	303	8.8	0.15	2.4	4
	3.5	352	8.8	0.16	2.7	4
	4.0	400	9.1	0.18	2.9	4
4.5	448	9.1	0.19	3.2	5	
2	1.7	172	8.5	0.14	2.4	4
	2.0	200	8.8	0.16	2.6	4
	2.5	248	8.8	0.17	2.9	4
	3.0	303	9.1	0.19	3.2	5
	3.5	352	9.1	0.21	3.5	5
	4.0	400	9.4	0.22	3.7	5
4.5	448	9.4	0.23	3.9	5	
3	1.7	172	8.8	0.18	3.0	5
	2.0	200	9.1	0.20	3.3	5
	2.5	248	9.1	0.22	3.7	5
	3.0	303	9.4	0.25	4.1	6
	3.5	352	9.4	0.27	4.5	6
	4.0	400	9.8	0.29	4.8	6
4.5	448	9.8	0.31	5.1	6	
4	1.7	172	9.4	0.24	4.1	5
	2.0	200	9.8	0.27	4.4	6
	2.5	248	9.8	0.30	5.0	6
	3.0	303	10.1	0.34	5.6	7
	3.5	352	10.1	0.37	6.2	7
	4.0	400	10.4	0.40	6.6	7
4.5	448	10.4	0.43	7.1	8	
5	1.7	172	10.1	0.33	5.5	7
	2.0	200	10.4	0.36	5.9	7
	2.5	248	10.4	0.39	6.5	7
	3.0	303	11.0	0.43	7.2	7
	3.5	352	11.6	0.46	7.7	7
	4.0	400	11.6	0.49	8.1	7
4.5	448	11.6	0.51	8.6	8	
6	1.7	172	10.1	0.42	6.9	8
	2.0	200	10.4	0.45	7.5	8
	2.5	248	10.7	0.51	8.5	9
	3.0	303	11.0	0.57	9.4	9
	3.5	352	11.6	0.61	10.2	9
	4.0	400	11.6	0.66	10.9	10
4.5	448	11.9	0.70	11.6	10	
7	1.7	172	10.1	0.54	9.0	11
	2.0	200	10.4	0.58	9.7	11
	2.5	248	11.0	0.65	10.8	11
	3.0	303	11.6	0.72	12.0	11
	3.5	352	12.2	0.78	12.9	10
	4.0	400	12.2	0.83	13.8	11
4.5	448	12.2	0.88	14.6	12	
8	1.7	172	11.0	0.66	11.0	11
	2.0	200	11.3	0.71	11.8	11
	2.5	248	11.6	0.79	13.2	12
	3.0	303	11.9	0.87	14.5	12
	3.5	352	12.5	0.94	15.6	12
	4.0	400	12.5	1.00	16.6	13
4.5	448	12.8	1.05	17.6	13	
9	1.7	172	11.3	0.73	12.2	11
	2.0	200	11.6	0.80	13.4	12
	2.5	248	11.6	0.92	15.4	14
	3.0	303	12.5	1.05	17.5	13
	3.5	352	13.4	1.15	19.2	13
	4.0	400	13.4	1.25	20.9	14
4.5	448	13.7	1.35	22.4	14	
10	1.7	172	12.2	1.14	19.0	15
	2.0	200	12.8	1.29	21.4	16
	2.5	248	13.4	1.44	24.0	16
	3.0	303	14.0	1.56	26.1	16
	3.5	352	14.3	1.68	28.0	16
	4.0	400	14.3	1.79	29.9	17
4.5	448	14.6	1.90	31.7	18	
11	1.7	172	12.8	1.55	25.9	19
	2.0	200	13.7	1.73	28.7	18
	2.5	248	14.0	1.90	31.7	19
	3.0	303	14.6	2.05	34.1	19
	3.5	352	14.9	2.18	36.3	20
	4.0	400	15.2	2.30	38.4	20
4.5	448	15.5	2.42	40.4	20	
12	1.7	172	12.8	2.03	33.8	25
	2.0	200	13.4	2.26	37.7	25
	2.5	248	14.3	2.51	41.8	24
	3.0	303	14.6	2.70	45.0	25
	3.5	352	14.9	2.88	48.1	26
	4.0	400	15.2	3.06	50.9	26
4.5	448	15.8	3.22	53.7	26	

Note: All precipitation rates calculated for 180 degree operation. For the precipitation rate for a 360 degree sprinkler, divide by 2.

PGP Gray Low Angle Nozzle Performance Data P/N 233200



Nozzle	Pressure Bars	Pressure kPa	Radius m	Flow m³/hr	Flow l/min	Precip mm/hr ■ ▲
4	1.7	172	6.4	0.30	4.9	14
	2.0	200	6.7	0.32	5.3	14
	2.5	248	7.0	0.35	5.9	14
	3.0	303	7.3	0.39	6.5	15
	3.5	352	7.9	0.42	7.0	13
	4.0	400	8.5	0.45	7.5	12
4.5	448	8.5	0.47	7.9	13	
5	1.7	172	7.3	0.33	5.6	12
	2.0	200	7.6	0.36	6.0	12
	2.5	248	7.9	0.40	6.7	13
	3.0	303	8.2	0.45	7.4	13
	3.5	352	8.5	0.48	8.0	13
	4.0	400	8.8	0.52	8.6	13
4						