

SAMSUNG
Galaxy Watch

Quick Start Guide



Charge

Charge your watch before using it.



Navigate

Rotate the bezel left or right to:

- From the watch screen, view notifications and widgets
- Select an app
- Navigate screens

Swipe the screen to:

- From the watch screen, view notifications and widgets
- View the Quick Panel
- Navigate screens



©2018 Samsung Electronics America, Inc. Samsung and Samsung Galaxy Watch are trademarks of Samsung Electronics Co., Ltd. Google Play Store is a trademark of Google LLC. Other company names, product names and marks are the property of their respective owners. Screen images simulated. Appearance of devices may vary.

Printed in Vietnam
GH68-49500A



Connect

Visit Galaxy Apps or the Google Play Store to install the Galaxy Wearable app to connect your watch and smartphone.

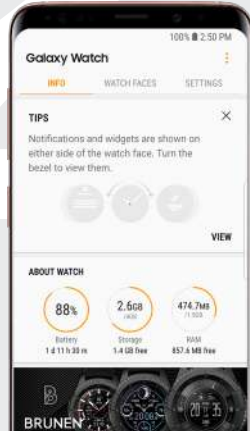
Open the app and follow the prompts to pair your watch to your smartphone.

Activate

The Galaxy Watch (R805 and R815) are 4G LTE-enabled. Get texts, alerts, make and receive calls, even when you leave your phone behind.

Consult your service provider for more information about activation.

For a list of compatible smartphones, visit samsung.com/us/support/mobile/wearables



Explore

From the top edge of any screen, swipe down to view the Quick Panel.

- Disconnect from all networks in Airplane mode
- Save battery power in Power Saving mode
- Keep your watch face on in Always On mode
- Adjust the screen brightness





Customize

Touch and hold the watch face and select a preloaded watch face or download a new one.

Tap **CUSTOMIZE** to create a custom watch face or download additional watch faces by rotating to the last screen and tapping Galaxy Apps.



Calls



Tap to make a call.



Swipe or rotate the bezel to answer.



Swipe or rotate the bezel to reject the call and send the call to voicemail.

Swipe up to open **Decline messages** to send the call to voicemail and respond with a preloaded or customized message.

Note: The watch must be connected via LTE or to a smartphone via Bluetooth to make or receive calls.

Useful apps



Galaxy Apps Download apps optimized for your watch.



SmartThings Control your smart devices and appliances from your watch.



Samsung Health Help keep your body fit and healthy.



Bixby Use your voice to check the weather, set an alarm and more.

Bixby functionality limited at launch.

Visit samsung.com/us/support to learn more.



Messages

Create, view and reply to messages.

Swipe up or rotate the bezel to reply with a preloaded quick response.



Tap **Edit responses** to add a custom quick response.



Tap **Doodle** to draw a message.



Tap **Voice input** and speak your message.



Tap **Emoji** to select and send an emoji.





Tap to open **Handwriting** or **Keyboard** mode.



Find your device

If you misplace your Galaxy Watch or the connected smartphone, you can use the Galaxy Wearable app to find it.

Find My Watch

From your smartphone, tap **Galaxy Wearable**  > **SETTINGS** > **Find My Watch** and tap **Start** .

Find My Phone

From the watch, tap **Find My Phone**  > **Start** .