

# User guide.



**nutribullet**  
BABY®




# The NutriBullet Baby<sup>®</sup> Baby & Toddler Meal Prep Kit.


*Baby food, made with love<sup>®</sup>.*

Parenthood is complicated enough. That's why we designed the NutriBullet Baby<sup>®</sup> Baby & Toddler Meal Prep Kit to make feeding time as easy and stress-free as possible. Every component of this kit is super simple to use and clean, so you can spend less time dealing with prep and mess and more time having fun with your little one. Here's a quick guide on how each piece works.

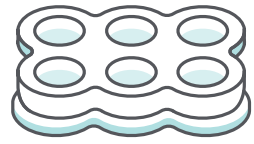
# What you get.



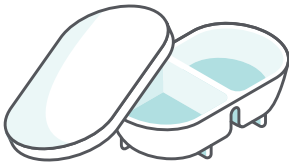
**XL easy-pop freezer tray with lid**



**6 date-dial storage cups**



**storage cup tray**



**travel food bowl with lid**



**2 color-changing spoons**




**6 3oz reusable pouches**



# Color-changing spoons.

These spoons change from blue to white if a food is too hot for your baby. For an accurate temperature reading, submerge the spoon into the food and stir for about 10 seconds.

If the edge of the spoon turns white, the food is too hot and needs to cool.

 **ALWAYS** allow food to cool before feeding baby. Parents should always check the temperature of food before serving it.

## To clean:

Spoons are dishwasher-safe.



Just  
right.



Too  
hot!



## (6) 3oz reusable pouches.

These pouches are great for taking food on-the-go, and for helping babies and toddlers learn to self-feed. To fill, open the pouch from the bottom using the wide-tooth zipper. Fill the bag halfway then seal, making sure the zipper is fully closed. The nozzle at the top twists open, so your baby can self-feed.

Take pouches on-the-go or store in the freezer or refrigerator for later use. The dual-zipper closure guards against leaks, and with proper cleaning, pouches can be used again and again.

To thaw food that's been frozen in a pouch, fill a

bowl with warm water and submerge the pouch inside until the contents reach room temperature.

### To clean:

Wash pouches by hand with mild soap and water. If food gets stuck on, soak it in warm, soapy water for 10-15 minutes, then use a bottle brush to get into any nooks and crannies.



**NEVER** place pouches in the microwave to defrost or warm food.







## Easy-pop freezer tray.

Our largest freezer tray allows you to store (6) 4oz portions of food for fast, easy feeding.

Spoon your purée into the tray, snap on the lid, and store in the freezer. Puréed food can be

stored in the freezer for up to three months.

### To clean:

Both the freezer tray and lid are dishwasher-safe.



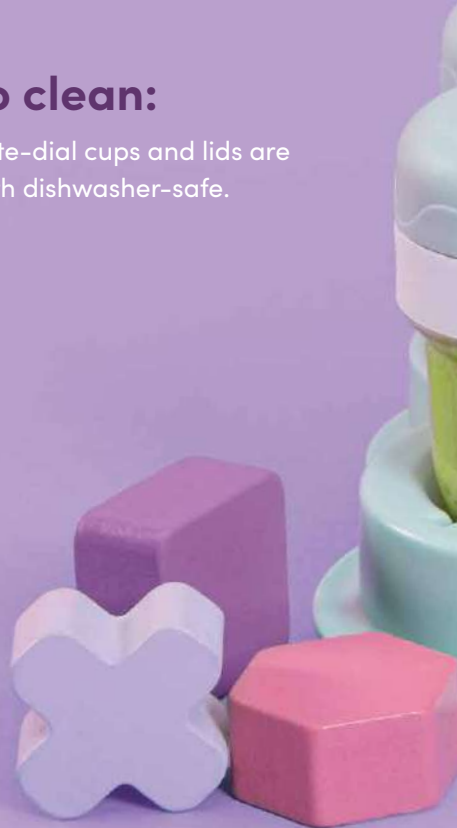
## (6) 3oz date-dial storage cups with tray.

The date-dial cups let you keep track of when you prepped your baby food to ensure optimal freshness. To use, spoon purée into the date-dial cup and twist the lid to match the date the food was prepared.

Please note, these cups are designed for short-term refrigerator storage and should not be frozen. For longer-term freezer storage, we recommend using the freezer tray, also included in this set.

### To clean:

Date-dial cups and lids are both dishwasher-safe.







## Travel bowl with lid.

This travel bowl features two compartments to carry two types of purée, a mix of solids and purée, or all solids, depending on what feeding stage your little one is in. The snap-on lid features a utensil holder for ultimate on-the-go convenience.

### To clean:

Both the travel bowl and lid are dishwasher-safe.



# nutribullet

## BABY®



Capital Brands Distribution, LLC, Los Angeles, CA 90025 | [www.nutribullet.com](http://www.nutribullet.com)

All rights reserved | Printed in China

NutriBullet® and the NutriBullet® logo are trademarks of CapBran Holdings, LLC registered in the U.S.A. and worldwide. Copyright 2020.

200921\_ ANBYKIT