

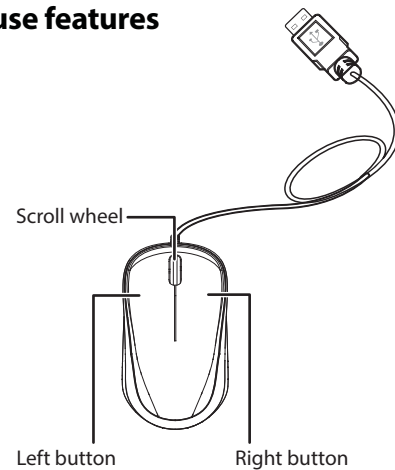
INSIGNIA™

Quick Setup Guide  
USB Keyboard and Mouse Combo | NS-PNC5001/NS-PNC5001-C**Package contents**

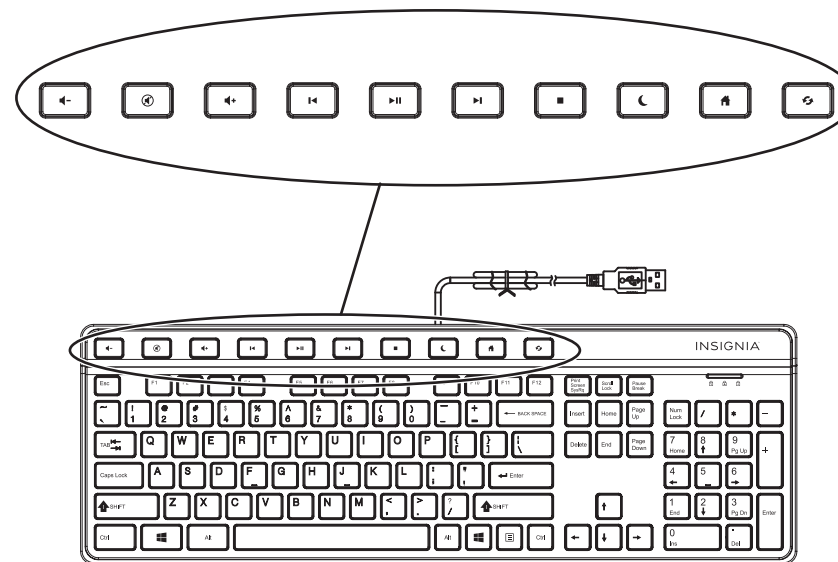
- Wired USB mouse
- Wired USB keyboard
- *Quick Setup Guide*

**System requirements**

- Windows® 8.1, Windows® 8, Windows® 7, Windows Vista®, or Mac OS 10.X or higher
- Two available USB ports

**Mouse features**

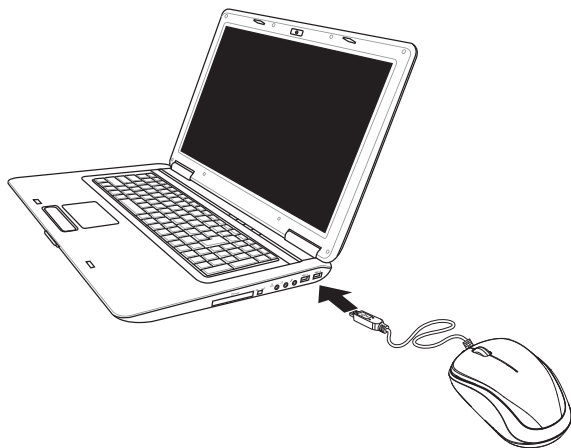
Before using your new product, please read these instructions to prevent any damage.

**Keyboard features****Shortcut keys**

Icon	Function	Description
	Volume down	Press to decrease the volume. Hold down to decrease the volume quickly.
	Mute	Press to turn the sound off.
	Volume up	Press to increase the volume. Hold down to increase the volume quickly.
	Previous	Press to select the previous music or video track.
	Play/Pause	Press to play or pause music or video.
	Next	Press to select the next music or video track.
	Stop	Press to stop playing music or video.
	Sleep	Press to put your computer into sleep mode.
	Home	Press to open a home page in your browser.
	Refresh	Press to reload an open web page.

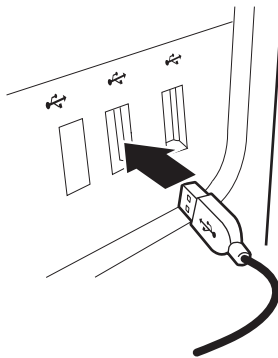
## Setting up your mouse

- Plug your mouse into an available USB port on your computer. The computer automatically detects the mouse and you can immediately begin using it.



## Setting up your keyboard

- Plug the keyboard into an available USB port on your computer. You can begin using your keyboard immediately after Windows automatically finds and installs the appropriate driver.



## Cleaning your mouse and keyboard

- Wipe the mouse and keyboard with a damp, lint-free cloth.

## Troubleshooting

### My mouse and/or keyboard is not working.

- Make sure that your computer meets the system requirements.
- Make sure that your mouse and keyboard USB cables are securely attached to the USB ports on your computer.
- Only use the mouse on a clean, flat, non-slippery surface to ensure smooth and accurate cursor action.
- Try connecting your mouse and keyboard into different USB ports on your computer.

## Legal notices

### FCC Statement

This device complies with Part 15 of the FCC Rules. Operation is subject to the following two conditions: (1) this device may not cause harmful interference, and (2) this device must accept any interference received, including interference that may cause undesired operation. This equipment has been tested and found to comply with the limits for a Class B digital device, pursuant to Part 15 of the FCC Rules. These limits are designed to provide reasonable protection against harmful interference in a residential installation. This equipment generates, uses and can radiate radio frequency energy and, if not installed and used in accordance with the instructions, may cause harmful interference to radio communications. However, there is no guarantee that interference will not occur in a particular installation. If this equipment does cause harmful interference to radio or television reception, which can be determined by turning the equipment off and on, the user is encouraged to try to correct the interference by one or more of the following measures:

- Reorient or relocate the receiving antenna.
- Increase the separation between the equipment and receiver.
- Connect the equipment into an outlet on a circuit different from that to which the receiver is connected.
- Consult the dealer or an experienced radio/TV technician for help.

**Warning:** Changes or modifications not expressly approved by the party responsible for compliance could void the user's authority to operate the equipment.

### IC Statement

CAN ICES-3 (B)/NMB-3 (B)

## One-year limited warranty

For complete warranty, visit [www.insigniaproducts.com](http://www.insigniaproducts.com).

## Contact Insignia

1-877-467-4289 (U.S. and Canada) or 01-800-926-3000 (Mexico)

[www.insigniaproducts.com](http://www.insigniaproducts.com)

INSIGNIA is a trademark of Best Buy and its affiliated companies.

Registered in some countries.

Distributed by Best Buy Purchasing, LLC

7601 Penn Ave South, Richfield, MN 55423 U.S.A.

©2015 Best Buy. All rights reserved.

Made in China