

INSIGNIA™

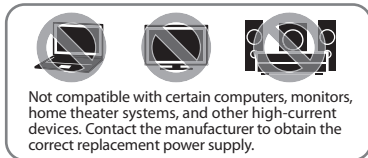
QUICK SETUP GUIDE

High-Output Universal AC Adapter

NS-AC3000

PACKAGE CONTENTS

- Universal AC adapter
- Adapter tips (7)
- Quick Setup Guide



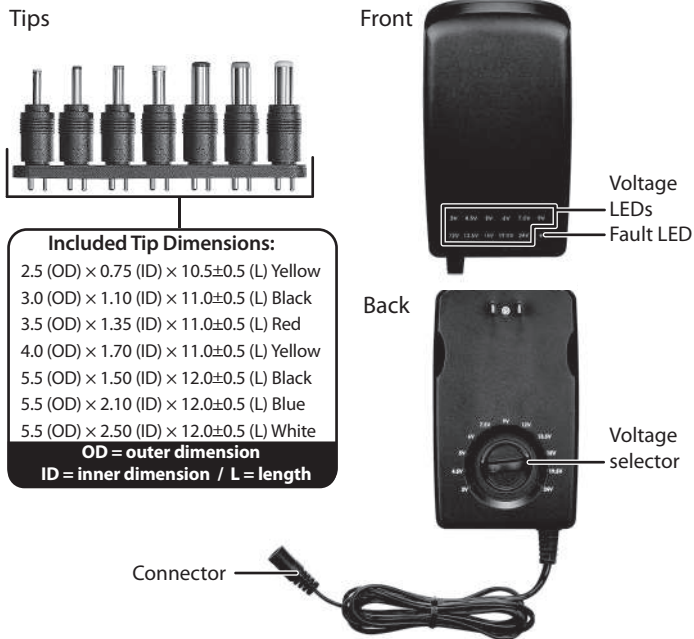
COMPATIBILITY

Your device is compatible with this adapter if:

- The correct tip is available
- Your device's voltage is between 3 and 24 V DC
- Your device's input does not require more than 3,000 mA (3 A) of current (for DC tips) under 15 V output, and your device's input does not require more than 2,000 mA (2 A) of current (for DC tips) between the 19.5 V-24 V output.
- Your device has a positive polarity

FEATURES

- 7 interchangeable tips support devices that need round-pin connectors
- Manual voltage knob (with 3 V, 4.5 V, 5 V, 6 V, 7.5 V, 9 V, 12 V, 13.5 V, 15 V, 19.5 V, or 24-volt DC output) adjusts to power a variety of electronics
- Up to 3 A of current for use with high-output devices
- 5 ft. (1.5 m) cord gives you flexible placement options
- Illuminated LEDs display your selected voltage
- Voltage knob design protects against accidental setting changes
- Over current protection with fault indicator LED
- 100-240 V input at 50/60 Hz for international use
- Works with positive-polarity devices that need 3-15 V DC (3 A max), 19.5 V DC (2 A max) or 24 V DC (2 A max) output



CHOOSING A TIP

Carefully test the tips by gently inserting them into the DC jack on your device. Choose a tip that fits snugly, but do not force it to fit.

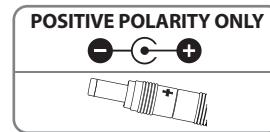
Note: If you have your old adapter, you can compare the connector on the old adapter to the available tips.

SETTING UP YOUR ADAPTER

Using DC tips

You can find your device's input, polarity, and voltage on the device itself, on its old adapter, or in its manual. Contact the manufacturer if you cannot find this information. Using incorrect settings could damage your device.

- 1 Check the input of the device you are connecting to your adapter. Do not use this adapter if your device requires more than 3,000 mA (3.0A) of current.
- 2 Check the voltage needed for your device, then select the proper voltage on your adapter by turning the selector knob to the desired setting. Do not use this adapter if your device's voltage is not between 3 and 24 V DC.
- 3 Check the polarity of the device you are connecting to your adapter.
 - If your device has a positive polarity, connect the chosen tip to the adapter's connector.



- If your device has negative polarity, do NOT use this adapter to power your device.

USING YOUR ADAPTER

Warning: If your device does not work, immediately unplug the adapter, then check the voltage and polarity settings. Do not attempt to power multiple devices at the same time through the tip and USB connections.

- Connect the adapter to your device, using one of the available DC tips, then connect it to a power outlet. Use or charge your device as usual.

TROUBLESHOOTING

My device isn't working.

- Immediately unplug the adapter.
- Check the polarity of your device. If your device has a negative polarity, do NOT use this adapter.
- Make sure that your device requires less than the 3,000 mA (3 A) at 3 V-15 V and less than the 2,000 mA (2 A) at 19.5 V-24 V.
- Make sure that the voltage selector is set to the correct voltage.
- Make sure that you have selected the correct tip.

My adapter is hot.

- It is normal for an adapter to feel warm during use. Make sure that it is placed in a well-ventilated area.
- If your adapter feels abnormally hot, check your adapter's settings and make sure that it is compatible with your device.

SPECIFICATIONS

- **Cable length:** 5 ft. (1.5 m)
- **Input:** 100-240 V AC
- **Output:**
 - 3 V, 4.5 V, 5 V, 6 V, 7.5 V, 9 V, 12 V, 13.5 V, or 15 V, DC 3,000 mA (3 A) max
 - 19.5 V, or 24 V DC 2,000 mA (2 A) max

LEGAL NOTICES

FCC Statement

Caution: Changes or modifications not expressly approved by the party responsible for compliance could void the user's authority to operate the equipment.

This equipment has been tested and found to comply with the limits for a Class B digital device, pursuant to part 15 of the FCC Rules. These limits are designed to provide reasonable protection against harmful interference in a residential installation. This equipment generates, uses, and can radiate radio frequency energy and, if not installed and used in accordance with the instructions, may cause harmful interference to radio communications. However, there is no guarantee that interference will not occur in a particular installation. If this equipment does cause harmful interference to radio or television reception, which can be determined by turning the equipment off and on, the user is encouraged to try to correct the interference by one or more of the following measures:

- Reorient or relocate the receiving antenna.
- Increase the separation between the equipment and receiver.
- Connect the equipment into an outlet on a circuit different from that to which the receiver is connected.
- Consult the dealer or an experienced radio/TV technician for help.

This device complies with part 15 of the FCC Rules. Operation is subject to the following two conditions: (1) This device may not cause harmful interference, and (2) this device must accept any interference received, including interference that may cause undesired operation.

Canadian Notice

CAN ICES-003 (B) / NMB-003 (B)



Check out these important safety instructions to keep yourself and your devices safe.

Warning: Identifying the correct voltage and polarity settings and adjusting the product is the user's responsibility.

- This adapter should only be used with a 100 - 240 Vac power outlet. Follow all necessary safety precautions.
- Not recommended for use by children.
- Failure to adjust the adapter settings to match your connected device's requirements can result in damage to the device.

ONE-YEAR LIMITED WARRANTY

Visit www.insigniaproducts.com for details.

CONTACT INSIGNIA:

For customer service, call 1-877-467-4289 (U.S. and Canada)
www.insigniaproducts.com

INSIGNIA is a trademark of Best Buy and its affiliated companies
Distributed by Best Buy Purchasing, LLC
7601 Penn Ave South, Richfield, MN 55423 U.S.A.
©2021 Best Buy. All rights reserved.