

INSIGNIA™

QUICK SETUP GUIDE

Mountable Desktop Power Station

NS-PWRD3C6

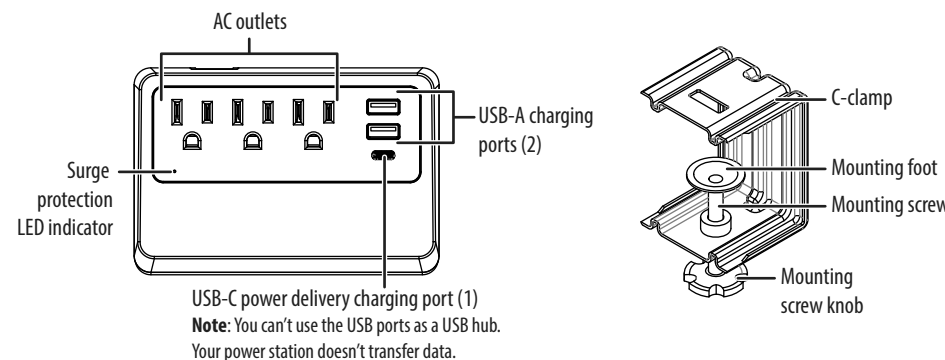
PACKAGE CONTENTS

- Mountable Desktop Power Station
- C-clamp with optional rubber pad
- *Quick Setup Guide*

Before using your new product, please read these instructions to prevent any damage.

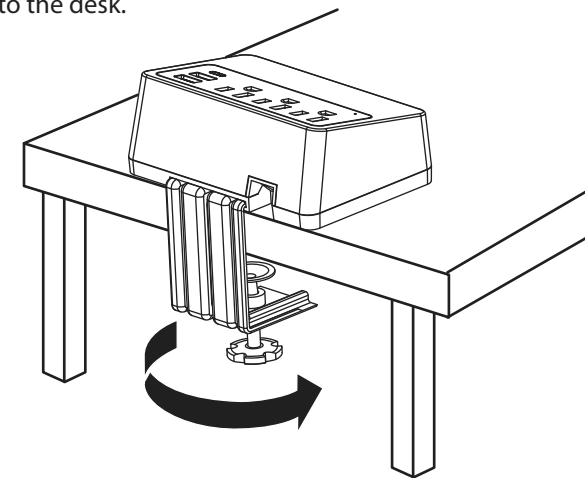
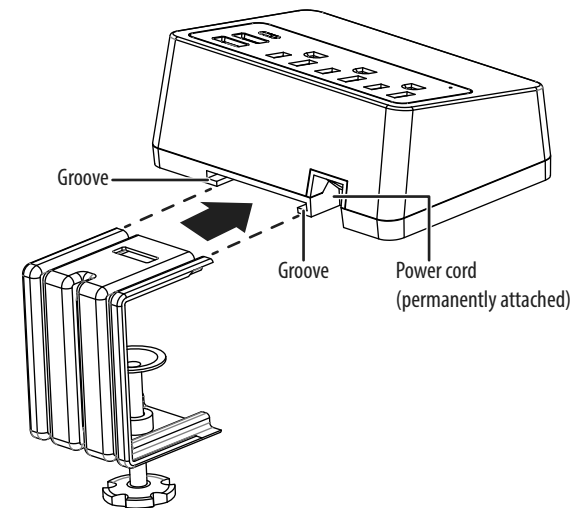
FEATURES

- Three AC outlets power multiple devices at the same time
- USB-C port provides up to 18 W with Power Delivery 3.0 to charge smartphones, tablets, and other mobile devices
- Two USB-A charging ports provide up to 2.4 A total for devices that charge with a standard USB connection
- 900 joules of protection safeguards your connected devices against power surges
- C-clamp secures your power station to a desk or table
- 6 ft. (1.8 m) power cord length offers flexible placement options



ATTACHING YOUR POWER STATION TO A DESK

- 1 Align the bottom grooves on your power station with the top of the C-clamp, then slide the C-clamp into the grooves. When the C-clamp is fully inserted, you hear a click.
- 2 Slide the C-clamp and power station onto the edge of the desk. Make sure that the back of the C-clamp touches the desk edge.
- 3 (Optional) To protect against surface scratching, insert an included rubber pad between the mounting foot and the table.
- 4 Turn the mounting screw knob counterclockwise to securely tighten the C-clamp to the desk.



- 5** Plug the power cord into a grounded outlet using an outlet that accepts the grounding prong. The power cord is equipped with a 3-prong (grounding) plug which requires with a standard 3-prong (grounding) wall outlet to minimize the possibility of electric shock hazard from your power station. Do not modify the power plug.

SPECIFICATIONS

- **Power station dimensions (H×W×D):**
1.9 × 5.0 × 3.4 in. (4.9 × 12.8 × 8.7 cm)
- **Mountable screw C-clamp (H×W×D):**
2.7 × 2.0 × 1.9 in. (6.8 × 5.1 × 4.9 cm) not including screw handle
- **Cable length:** 6 ft. (1.8 m)
- **Outlets:** 3 standard outlets
- **Surge protection:** 900 joules
- **Electrical rating:** 125 V/15 A/1875 W
- **USB-A charger rating:** 5 V/2.4 A total
- **USB-C charger rating:** 18 W PD
- **Clamping voltage:** 600 V (L-N, L-G, N-G)
- **Maximum peak current:** 45,000 A
- **AC lines protected:** 15,000 A (L-N, L-G, N-G)
- **Response time:** Less than 1 nanosecond

TROUBLESHOOTING

If the protected LED indicator doesn't light, the power station is no longer protected from surge. Replace the power station. The power station may have received a power surge or spike beyond its specified limits that overloaded the protection circuitry and rendered it inactive. The power station has protected your connected equipment, but it won't protect against future surges and spikes.

IMPORTANT SAFETY INSTRUCTIONS

- **RISK OF ELECTRIC SHOCK** – Use only in dry locations and only indoors.
- **DO NOT** plug into another relocatable power tap.
- **DO NOT** “daisy chain” surge protectors.
- **DO NOT** use with any aquarium equipment.
- **DO NOT** use if correctly grounded outlets are not available.
- **DO NOT** install this device if there is not at least 30 feet (10 meters) or more of wire between the electrical outlet and electrical service panel.
- This device features internal protection that will disconnect the surge protective component at the end of its useful life, but will maintain power to the load – WHICH WILL BE UNPROTECTED. If you don't want your equipment at risk, follow the manufacturer's instructions for replacing the device.
- **DO NOT** use in any circumstance that would affect the operation or reliability of life support equipment, any medical applications, or patient care.

LEGAL NOTICES

FCC Statement

This device complies with Part 15 of the FCC Rules. Operation is subject to the following two conditions: (1) this device may not cause harmful interference, and (2) this device must accept any interference received, including interference that may cause undesired operation.

This equipment has been tested and found to comply with the limits for a Class B digital device, pursuant to Part 15 of the FCC Rules. These limits are designed to provide reasonable protection against harmful interference in a residential installation.

This equipment generates, uses, and can radiate radio frequency energy and, if not installed and used in accordance with the instructions, may cause harmful interference to radio communications. However, there is no guarantee that interference will not occur in a particular installation. If this equipment does cause harmful interference to radio or television reception, which can be determined by turning the equipment off and on, the user is encouraged to try to correct the interference by one or more of the following measures:

- Reorient or relocate the receiving antenna.
- Increase the separation between the equipment and receiver.
- Connect the equipment into an outlet on a circuit different from that to which the receiver is connected.
- Consult the dealer or an experienced radio/TV technician for help.

WARNING: Changes or modifications not expressly approved by the party responsible for compliance could void the user's authority to operate the equipment.

WARNING: This product can expose you to chemicals including styrene, which is known to the State of California to cause cancer. For more information, go to www.p65warnings.ca.gov.

ONE-YEAR LIMITED WARRANTY

Visit www.insigniaproducts.com for details.

CONTACT INSIGNIA:

1-877-467-4289 (U.S. and Canada) or 01-800-926-3000 (Mexico)

www.insigniaproducts.com



INSIGNIA is a trademark of Best Buy and its affiliated companies
Distributed by Best Buy Purchasing, LLC
7601 Penn Ave South, Richfield, MN 55423 U.S.A.
©2020 Best Buy. All rights reserved.