



clearTVTMKey

X-70B HDTV DIGITAL
INDOOR ANTENNA

INSTRUCTIONS

The Clear TV Key is a super thin Flat Digital antenna. The Clear TV Key connects directly to the back of your TV and receives Digital Free to Air TV reception for VHF, UHF and FM signals. It hides discreetly behind your TV.

INCLUDED IN PACKAGE:

Before you begin installation, please check contents:



1. Antenna main unit
2. 90° F male to F female right angle connector

PRODUCT FEATURES:

- Stylish and compact size design
- Shielded for minimum interference
- Specially compatible with HDTV of various digital terrestrial signal (DVB-T, ISDB-T, DMB-T/H, ATSC) and DAB/FM radios

TECHNICAL DATA:

Frequency range: VHF 87.5-230MHz, UHF 470-862MHz

Gain: 5-7dB

Receiving Range: FM/VHF/UHF

Power Supply: Passive

Impedance: 75Ω

INSTALLATION:

STEP 1:

Connecting antenna to a tv with a digital tuner

Determine where the antenna plug is located on your TV set and which configuration it is, Horizontal or Vertical (See Fig. 1).

Fig. 1


Horizontal Mount

antenna plug angled horizontally from the back of the TV set



Vertical Mount

Antenna plug is angled vertically from the back of the TV set.
Right angle connector needed.



The Clear TV Key should be mounted in the vertical position (Extending upward). Some TV sets have the antenna plug connection facing downward. The right angle coax connector will be used (See Fig. 2).

Fig. 2



**Right
Angle
Connector**

Attach the Clear TV Key antenna to the antenna TV plug on the back of your TV. Simply screw the connector into the Antenna In or Cable IN port. If right angle connector is needed, attach connector to the antenna first and then to the TV. Make sure Antenna is vertically mounted as shown. When in correct position, tighten connectors (See Fig. 3).

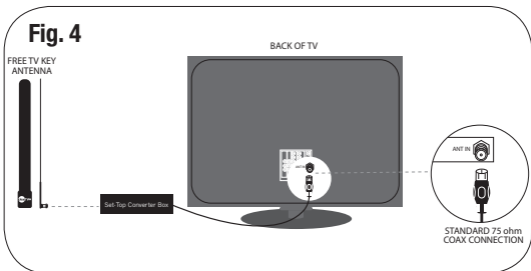
Fig. 3



INSTALLATION (CONTINUED):

Connecting antenna to a tv without a digital tuner

Attach the antenna to the STB (Set Top Box) by simply screwing the connector into the connector into the Antenna In or Cable IN port on the back of your set top box converter box (STB) and then connect your STB to you television (See Fig. 4).



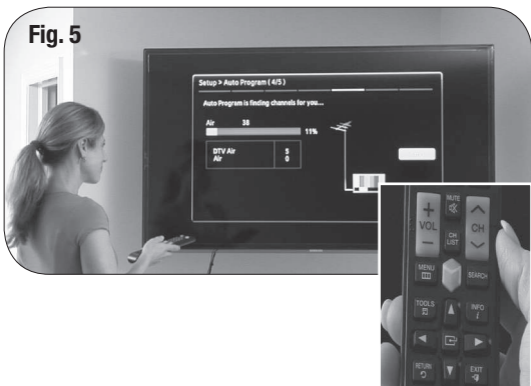
Note:

1. After the installation is finished, you can use your Set Top Box to check the signal strength and quality. If you do not have a steady picture, please move the antenna to a better reception position.

STEP 2:

Auto program scan

Using your TV's remote control, navigate to the system menu and set the TV's input to antenna. Then begin an auto search or auto program to find the new stations (See Fig. 5). Clear TV Key is recommended of use with TV transmitting stations within 10-25 miles.



STEP 3:

Adjusting antenna location

To maximize the number of stations, you may need to adjust or reposition the antenna. Try placement in alternate locations and re-scan for new channels. We recommend Clear TV Key be used within 0-25 miles of the broadcasting towers.

FREQUENTLY ASKED QUESTIONS:

What is Clear TV Key?

A government mandate requires television broadcasters to convert from analog to digital broadcast. Now, only digital signals are available over the air in the United States and Canada. Clear TV Key is an antenna that receives over-the-air digital and HD signals for free. The signal is a better visual and audio quality than analog. Digital television enables broadcasters to offer multiple programming choices on a single channel (sub channels), greatly expanding viewer choices.

How many channels can I receive over the air?

Reception will vary based on factors like geography and location of the broadcast signal; antenna, hills, buildings and even tall trees can impact reception. It is recommended that you be within 25 miles of a broadcast antenna. Most households can receive these popular networks: PBS, NBC, CBS, ABC, FOX, ION, CW, Qubo - a children's channel, 24-hour sports programming, a 24-hour classic movie channel, 24-hour news and weather, and popular Spanish-language channels: Azteca, Univision, Telemundo, TeleFutura, may also be available.

Will I receive Cable shows?

No, FreeTV Key does not receive shows that are produced for cable only.

Will it fit all Televisions?

FreeTV Key will connect with televisions that have an Antenna IN or a Cable IN port on the back of the television. Most televisions sold after May 25, 2007 are required by law to have an ATSC (Digital) tuner built-in and will receive digital broadcasts. If your television was purchased earlier, but has a menu option for scanning digital channels, then your television has a digital ATSC tuner. Check for the letters 'ATSC'. If it does not say that it is equipped with an ATSC tuner, you will need to purchase a converter box.

Do I need an amplifier?

The Clear TV Key connects directly to the TV. An optional accessory amplifier can be added. The amplifier will boost the signal strength.

Can I add an extension cable to my Clear TV Key?

Yes, if you would like to move your Clear TV Key to a different location you can purchase an extension cable and stand.

Are all broadcasts now in High Definition?

Not all digital signals are High Definition.

Is the picture better than cable?

All cable companies compress their HD signals; the result is a degraded signal that is usually inferior to Over the Air (OTA) broadcast.

What is signal compression?

Signal compression is a method of making video transmissions smaller. The quality of the signal is degraded in order to fit in more quantity. All cable companies compress their signals in order to make room for all of those extra channels. OTA broadcast television signals are not compressed and are

Does Clear TV Key work with my DVR or TIVO?

Yes FreeTV Key is compatible with TiVo and other digital video recorders (DVR) so you can watch what you want, when you want. Since Clear TV Key is a HD antenna and can receive a HD broadcast signal there is no need for an HD converter box.

Will the channel numbers be the same?

With the digital system, the channel number that appears on your television screen and the actual channel number can be and often are different. Many stations have sub channels (channel 2, channel 2.1, 2.2, 2.3, etc.). Keep in mind reception will vary in your area due to geography and location of the broadcast antenna.

What if I can't receive a signal with Clear TV Key?

Signal strength will vary based on certain variables, such as distance from the transmitter, hills, buildings, and even tall trees can impact reception. To check the exact distance from your residence to the nearest transmitters, and get an idea of what to expect in the way of reception, go to antennaweb.org and type in your address. It is recommended that you be within 25 miles of a broadcast antenna.

ATTENTION:

1. Clear TV Key™ Digital HDTV Antenna is intended for indoor use only.
2. Maintenance of antenna: please use soft cloth with diluted mild detergent to clean its shell. horizontal mounting.

MANUFACTURER'S LIMITED WARRANTY:

The manufacturer warrants that your Clear TV Key™ is free of defects in materials and workmanship and will, at its option, repair or replace any defective Clear TV Key™ that is returned to it. This warranty runs for sixty (60) days from the original date of purchase, and is valid only in accordance with the conditions set forth below:

3. Normal wear and tear are not covered by this warranty. This warranty applies to consumer use only, and is void when the product is used in a commercial or institutional setting.
4. The warranty extends only to the original consumer purchaser and is not transferable. In addition, proof of purchase must be demonstrated. This warranty is void if the product has been subject to accident, misuse, abuse, improper maintenance or repair, or unauthorized modification.
5. This limited warranty is the only written or express warranty given by the manufacturer. Any implied warranty of merchantability or fitness for a particular purpose on this product is limited in duration to the duration of this warranty. Some states do not allow limitations on how long an implied warranty lasts, so the above limitation may not apply to you.
6. Repair or replacement of the product (or, if repair or replacement is not feasible, a refund of the purchase price) is the exclusive remedy of the consumer under this warranty. The manufacturer shall not be liable for any incidental or consequential damages for breach of this warranty or any implied warranty on this product. Some states do not allow the exclusion or limitation of incidental or consequential damages, so the above limitation or exclusion may not apply to you.
7. This warranty gives you specific legal rights, and you may also have other rights which vary from state to state.

PROCEDURE FOR WARRANTY REPAIRS OR REPLACEMENT

If warranty service is necessary, the original purchaser must pack the product securely and send it postage paid with a description of the defect, proof of purchase, and a check or money order for \$7.95 to cover return postage and handling to the following address: Clear TV Key™, P.O. Box 3007, Wallingford, CT 06492.

Made In China



Distributed by:
Tristar Products, Inc.
Fairfield, NJ 07004.
©2015 Tristar Products, Inc.

CTV_X70B_IB_ENG_V2_151125