

Download the Cobra iRadar® App



Share and receive red light, speed camera and live enforcement alerts from the iRadar driving community.



A Connecting your Detector to your Smartphone via Bluetooth®

1 iPhone Users:

Install the Cobra iRadar App on your iPhone. Ensure your DualPro 360 is powered ON and paired your DualPro 360 detector to your iPhone's *Bluetooth*® by going to SETTINGS ⚙ > DEVICES > select the DualPro 360 device entry and when prompted select PAIR.

The *Bluetooth* icon will appear on the display, and the OSP indicator will change to a MPH icon.

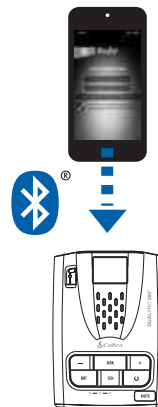
Android Users:

Install the Cobra iRadar App on your phone. Ensure your DualPro 360 is powered ON and pair your DualPro 360 detector to your smartphone's *Bluetooth* by launching the iRadar app and pressing the *Bluetooth* icon in the top right of the screen, then select DualPro 360 from the pop-up menu.

The *Bluetooth* icon will appear on the display, and the OSP indicator will change to MPH icon.

2 After pairing has completed, you will receive an Activation prompt. Select Yes and enter your email address and create a password. This will register your DualPro 360 and activate its iRadar service.

You can also register at www.cobra.com



Cobra®

DUALPRO 360°

360° Protection with Directional Detection



QUICK START GUIDE

THANK YOU!

For purchasing the new
DualPro 360°

Full manual available at: www.cobra.com



Cobra® and the snake design are registered trademarks of Cobra Electronics Corporation, USA.

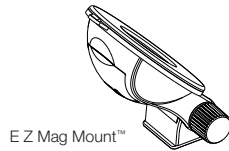
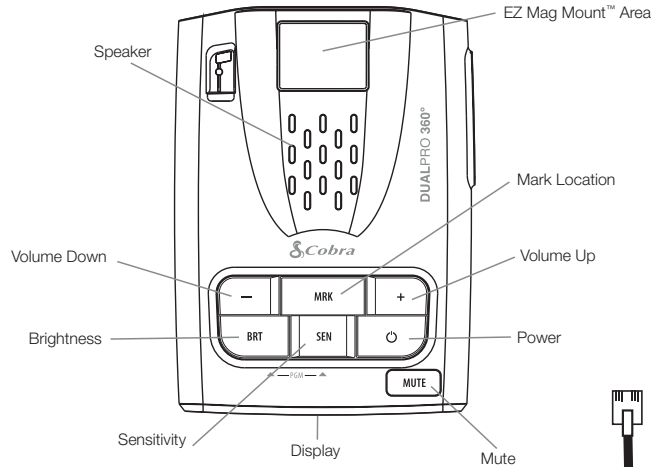
Cobra Electronics Corporation™ is a trademark of Cobra Electronics Corporation, USA.

©2019 Cobra Electronics Corporation

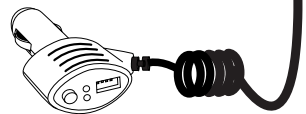
Printed in the USA

DualPro 360° Features

- Front and Rear Antennas provide 360° detection
- Lightning Fast Alerts with Digital Signal Processing
- Supreme Accuracy with GPS-Based Technology



EZ Mag Mount™



SmartCord USB

Mounting to the Windshield

