

HOMEDICS

**VibraDent™**  
RECHARGEABLE TOOTHBRUSH



**Note: When the rechargeable cells are running empty, the toothbrush automatically turns off. This protects the rechargeable cells from deep discharging and signals that the power unit should be charged.**

**IMPORTANT SAFEGUARDS**  
WHEN USING ELECTRICAL PRODUCTS,  
ESPECIALLY WHEN CHILDREN ARE PRESENT,  
BASIC SAFETY PRECAUTIONS SHOULD  
ALWAYS BE FOLLOWED, INCLUDING THE  
FOLLOWING:

READ ALL INSTRUCTIONS BEFORE USING  
DANGER —TO REDUCE THE RISK OF  
ELECTROCUTION:

- DO NOT handle the plug with wet hands.
- DO NOT place or store the charger base where it can fall or be pulled into a tub, sink or toilet.
- DO NOT reach for a charger base that has fallen into water. Unplug immediately.
- DO NOT use while bathing.
- DO NOT submerge the charger base in water or any other liquid.
- This charger base is designed for use in 120-volt, 60 Hz outlet. NEVER force the plug into an outlet.

WARNING—TO REDUCE THE RISK OF BURNS,  
ELECTROCUTION, FIRE OR INJURY:

- DO NOT excessively bend or pull the cord. Unplug the cord by grasping the plug—not the cord.
- Keep the cord away from heated surfaces.

- Use this product only for its intended use as described in this manual. DO NOT use the product for any other purpose.
- DO NOT use attachments not recommended by HoMedics.
- DO NOT use outdoors or operate where aerosol products are being used or where oxygen is being administered.
- NEVER insert brush head into or remove it from the universal handle while the product is on.
- NEVER operate the product if it has a damaged cord or plug, if it is not working properly, if the charging base has been dropped or damaged, or if it has been immersed in water. Return the product to HoMedics service center for examination and repair.
- This product should never be used by any individual suffering from any physical ailment that would limit the user's capacity to operate the controls.
- This unit should not be used by children without adult supervision.
- Not recommended for children under 3.
- Avoid using a brush with crushed or bent bristles.
- NEVER use while sleeping or when drowsy.
- For household use only.

**SAVE THESE INSTRUCTIONS**

**Note: The handle may warm up during charging. This has no effect on the unit's operation.**

**VibraDent comes with 2 color coded brush heads for multiple users.**

## CHARGING INSTRUCTIONS

Follow this procedure before you use VibraDent for the first time.

To reduce the risk of electric shock, this appliance has a polarized plug (one blade is wider than the other). This plug will fit in a polarized outlet only one way. If the plug does not fit fully in the outlet, reverse the plug. If it still does not fit, contact a qualified electrician to install the proper outlet. Do not change the plug in any way.

1. Plug the charger base into a 120-volt outlet. Place VibraDent handle into the base and allow it to charge for at least 16 hours before using it for the first time.
2. The charger indicator light will show green when VibraDent is correctly placed in the charger base. The indicator will go out when the toothbrush is removed from the base.
3. The optimum voltage for charging is 120V.
4. To maintain the unit's full performance, it should always be stored on the charging base after use.

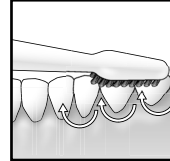
**Note: Charge for at least 16 hours before using the unit for the first time.**



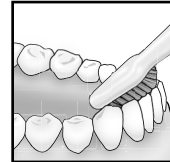
Figure 1



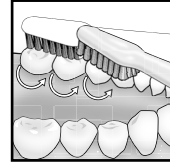
Outside teeth



Inside teeth



Chewing surface



## HOW TO USE VIBRADENT

1. Attach the brush head to the handle by positioning the brush head at a 90° angle to the left of the handle. Turn the brush head counter clockwise one quarter turn, so the bristles are facing the same direction as the ON/OFF button. (See Fig.1)
2. Before brushing, rinse your mouth thoroughly and wet the brush head to moisten, then apply tooth paste.
3. To avoid splashing, guide the brush head to your teeth before switching VibraDent on. Place the brush in a slanted position, 45° towards the gum line.
4. Press the "ON" button to activate the unit.
5. Gently guide the brush head from tooth to tooth, spending a few seconds on the surface of each tooth.
6. Brush the gumlines as well as the teeth, starting with the outside teeth and gums, followed by the insides and finishing with the chewing surfaces.
7. Do not press too hard or scrub with VibraDent. Allow VibraDent to do the work.
8. When finished, press the off button.
9. Rinse mouth thoroughly with water.
10. Brush heads should be replaced every 2-3 months to ensure optimal performance.

HoMedics replacement heads (RH-V) for this model are available at your local retailer or check [www.homedics.com](http://www.homedics.com) for a list of retailers that offer these replacement heads.

## CLEANING AND MAINTENANCE

**Note: To maintain optimal performance, we recommend that you replace your brush head every 2-3 months.**

**Note: We recommend soaking the brush head in a denture cleaner (commercially available) every 2 to 4 weeks to keep it hygienically clean.**

**Caution: All servicing of this unit must be performed by authorized HoMedics service personnel only.**

1. After use, rinse the brush head for several seconds under running water with the handle switched on.
2. Switch the handle off, and take off the brush head.
3. Rinse both parts separately under running water and wipe them dry. Note: Be sure to point the handle downward (upside down) when rinsing. Do not allow water to drain down into the VibraDent handle.
4. After cleaning place the VibraDent handle back on the charging base.
5. When VibraDent is not in use for an extended period, unplug the cord and store.
6. Clean the charger base periodically with a soft cloth or paper towel. The charger base must be dry before plugging it into an electrical outlet.

## MEDICAL SAFEGUARDS

Please note the following instructions for your continued safety.

1. Similar to starting any new oral hygiene product, contact your dentist before using VibraDent if you have had oral or periodontal surgery.
2. Contact your dentist if excessive bleeding occurs or if bleeding continues after 2 weeks.
3. This product is designed for cleaning teeth and gums only. Do not use for any other purpose.

## SPECIAL INSTRUCTIONS

### REMOVING AND DISPOSING OF NI-CAD BATTERIES

VibraDent is equipped with long-lasting, rechargeable nickel-cadmium batteries. To help protect our environment, they should be removed at the end of the unit's life for safe disposal. Batteries CANNOT be replaced.

**To remove the batteries before discarding product:**

1. Place the handle in the charging base and turn counter clockwise to remove the cap.
2. Slide the battery out of the VibraDent handle and remove.
3. Dispose of the cell-pack in compliance with national or local regulations for environmental protection and recycling of raw materials. Do not dispose of the cell-pack by burning or incineration.

**Caution: Opening the handle will destroy the appliance and invalidate the warranty.**

**Note: During the first few days of using, your gums may bleed slightly. Any bleeding should stop within a few days. If your gums continue to bleed for a period of 2 weeks or more, discontinue use and consult your dentist.**

## ONE YEAR LIMITED WARRANTY

(Valid in USA only)

HoMedics, Inc., guarantees this product free from defects in material and workmanship for a period of one year from the date of purchase, except as noted below.

This HoMedics product warranty does not cover damage caused by misuse or abuse; accident; the attachment of any unauthorized accessory; alteration to the product; or any other conditions whatsoever that are beyond the control of HoMedics. This warranty is effective only if the product is purchased and operated in the USA. A product that requires modification or adaptation to enable it to operate in any country other than the country for which it was designed, manufactured, approved and/or authorized, or repair of products damaged by these modifications is not covered under warranty. HoMedics shall not be responsible for any type of incidental, consequential or special damages. All implied warranties, including but not limited to those implied warranties of fitness and merchantability, are limited in the total duration of one year from the original purchase date.

To obtain warranty service on your HoMedics product, either hand deliver or mail the unit and your dated sales receipt (as proof of purchase), postpaid, along with check or money order in the amount of \$5.00 payable to HoMedics, Inc. to cover handling.

Upon receipt, HoMedics will repair or replace, as appropriate, your product and return it to you, postpaid. Warranty is solely through HoMedics Service Center. Service of this product by anyone other than HoMedics Service Center voids warranty.

This warranty provides you with specific legal rights. You may have additional rights which may vary from state to state. Because of individual state regulations, some of the above limitations and exclusions may not apply to you.

**For more information regarding our product line in the USA, please visit: [www.homedics.com](http://www.homedics.com)**

Due to continuous product improvements the pictures may differ slightly from the actual product.

© 2002 HoMedics, Inc. and its affiliated companies. All rights reserved. HoMedics® is a registered trademark of HoMedics, Inc. and its affiliated companies. VibraDent™ is a trademark of HoMedics, Inc. and its affiliated companies. All rights reserved.

DuPont® is a registered trademark of E.I. du Pont de Nemours & Company.

Mail to:  
HoMedics  
Service Center Dept. 168  
3000 Pontiac Trail  
Commerce Township, MI  
48390

e-mail:  
[cservice@homedics.com](mailto:cservice@homedics.com)