

WARRANTY INFORMATION

Your "Ozeri Scale" is warranted to the original owner for 1 year from the date of purchase against defects in material and workmanship under normal use and service. Should your scale prove defective within 1 year from the date of purchase, return the defective part or unit, freight prepaid along with an explanation of the claim to "Ozeri Scale." Please pack your scale carefully to avoid damages in transit. Under this warranty, Ozeri will repair or replace any parts found to be defective due to a manufacturer's defect. This warranty extends only to personal use and does not extend to any product that has been used for commercial use, rental use, or use which is not intended. There are no warranties other than that expressly set forth herein. This warranty is not transferable. Ozeri is not responsible in any way for damages, losses or inconveniences caused by equipment failure or by user negligence, abuse, or use not in accordance with the "User Guide" or any additional safety, use, or warnings included in the product materials. Further, Ozeri is not liable for incidental or consequential damages of any nature resulting from the use of this product and any liability shall not exceed the purchase price of the product. This Warranty gives you specific legal rights. You may also have other rights which vary from state to state.

THIS WARRANTY DOES NOT APPLY TO THE FOLLOWING:

- Damage due to accident, misuse, abuse, alterations or vandalism.
- Improper or inadequate maintenance.
- Unauthorized modification or commercial use.
- Damage in return transit
- Unsupervised use by children under 18 years of age

Ozeri Scale Customer Service:

Phone: 1-877-299-1296

Email: support@ozeri.com

(Ozeri™ and its subsidiaries assume no liability for damage caused by the use of the Ozeri Scale other than for its intended use or as instructed above and in the User Manual.)

Precision Pro Digital Kitchen Scale

USER MANUAL



Model: ZK011



FULL SCREEN DISPLAY



SPECIFICATIONS

- Equipped with 4 high precision sensors
- Weight Units: g, fl.oz., lb/oz, ml
- Capacity: 5250g, 185.2fl.oz., 11lb 9.2oz, 5250ml
- Graduation: 1g, 0.05fl. oz, 0.05oz, 1ml
- Power Supply: 1 x CR2032 Lithium battery (included)
- Low Battery Indicator: "  "
- Overload Indicator: "  "
- Automatically turns off after 2 minutes of inactivity.

TO TURN ON/OFF

Please remove the battery insulating strip before first using.

- Press the ON/OFF button briefly to turn on the scale.
- Press and hold the ON/OFF button for 2 seconds to turn off the scale.

SELECTING YOUR UNIT OF MEASUREMENT

The UNIT button is located on the left side of the scale. Simply press the UNIT button repeatedly until the unit of measure you desire appears on the screen.

OPERATING INSTRUCTIONS

- Place the scale on a flat firm surface.
- Ensure there is nothing on the scale's weighing platform.
- Press ON/OFF to turn on the scale.
- Press the UNIT button to select your desired unit of measurement.
- Place your item(s) onto the scale's stainless steel weighing platform.
- The weight will immediately display on the LCD screen.

Note 1: Be sure to gently place items on the scale's weighing platform. If item being weighed is uneven, the scale may take 2 or 3 seconds to fine tune the measured weight. When finished weighing, remove items from the scale. To avoid damaging the scale's sensors, do not leave an item on the scale's weighing platform for an extended period of time.

Note 2: The maximum weight capacity of this scale is 5250g. If the weight capacity of this scale is exceeded, the Overload Indicator will display on the LCD screen:



Fig 1

USING THE TARE FEATURE:

The Tare feature is part of the ON/OFF button on the right side of the scale. The Tare feature allows you to automatically subtract the weight of a bowl or plate and determine the net weight of the ingredients being weighed. The Tare feature works by resetting the LCD screen to zero with an item (bowl, plate or other) already on the scale so that you can then determine the weight of any additional items added.

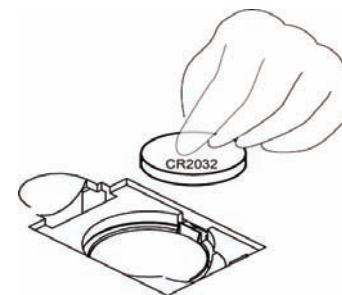
- Place the scale on a flat firm surface.
- Ensure there is nothing on the scale's weighing platform.
- Press ON/OFF to turn on the scale.
- Press the UNIT button to select your desired unit of measurement.
- Place your empty bowl, plate or dish onto the scale's weighing platform, and wait for the weight to display on the LCD screen.
- Engage the Tare feature by pressing the ON/OFF button once to reset the scale to zero on the LCD screen.
- Add your items (such as ingredients).
- The net weight of your added items will display on the LCD screen.
- After removing all of your items, the scale will display a negative number on the LCD screen. Simply press the ON/OFF/TARE button to deactivate the Tare feature, and the LCD will return to zero. Turning off the scale will also deactivate the Tare feature.

Note: When using the Tare feature with an item weighing more than 50g, the symbol "TARE" will display on the LCD screen, and the maximum weight capacity of the scale will be reduced by the weight of the item being tared.



CHANGING THE BATTERIES

- 1) Ensure +/- terminals are correctly oriented.
- 2) Please use a small tool to help remove the battery from the battery compartment if necessary.
- 3) Replace with new 1 Lithium CR2032 batteries.



ADDITIONAL INFORMATION

- 1) To clean the scale, use a damp cloth. Do not soak or submerge the scale in water or any liquids. This scale is not waterproof. Don't expose the scale to moisture. This will cause damage to the scale and void the warranty.
- 2) Always ensure the scale is stored and operated at room temperature and on a stable flat surface.
- 3) Gently place all items on the scale's weighing platform. Never drop an item on the scale. Never leave an object on the scale's weighing platform for an extended period of time.

- 4) Avoid placing the scale near cell phones or other devices that can cause electromagnetic interference. This can cause the scale to malfunction.
- 5) Store the scale in a clean dry location. Dust, dirt and moisture from humidity can accumulate on the weighing sensors and electronics, causing inaccuracy or malfunction.
- 6) Remove the batteries if the scale will not be used for an extended period of time.
- 7) This scale is intended for indoor use only. Do not operate or store the scale in extreme temperatures.
- 8) This product is not a toy and should be kept away from children.
- 9) Do not attempt to operate this scale if it is dropped or damaged in any manner.
- 10) Do not attempt to disassemble this scale. Doing so will void the warranty.
- 11) This product is battery operated. Improper use of this product may cause the batteries to leak or explode, which may cause personal injury. If contact is made with a leaking battery, immediately flush the affected area with running water and contact your local poison control center or seek medical attention. You may also call the National Battery Hotline at 202 625-3333.

The logo for Ozeri, featuring the brand name in a stylized, black, serif font with a registered trademark symbol (®) to the right.