



RAZER ISKUR X

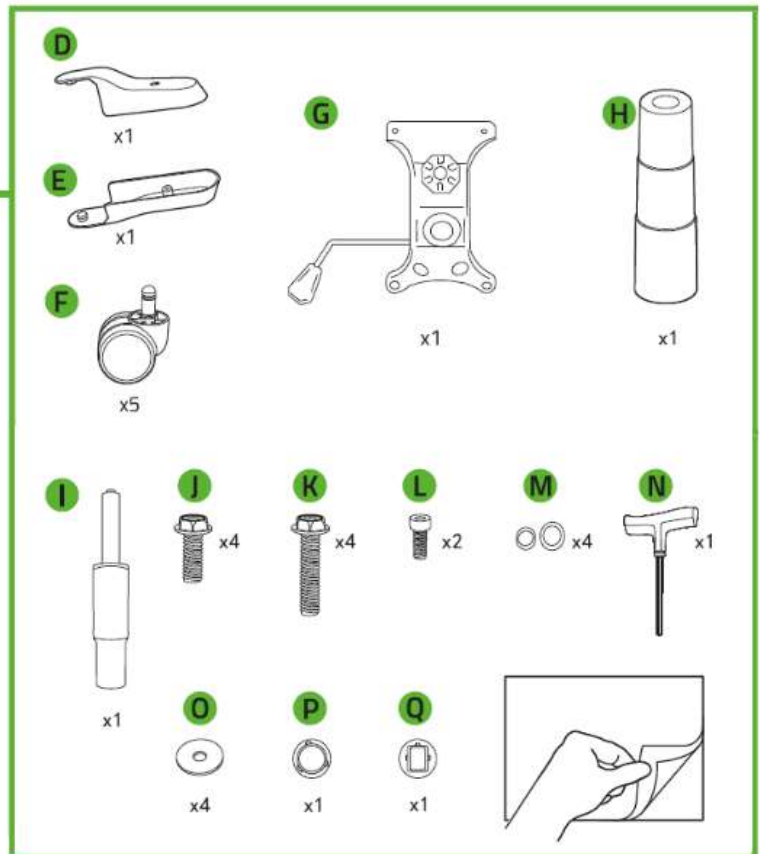
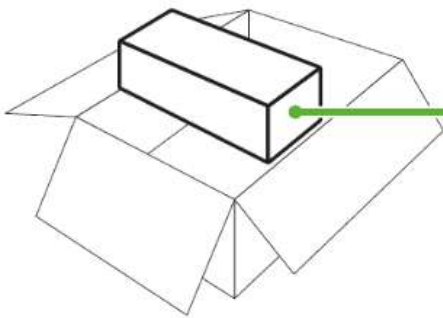
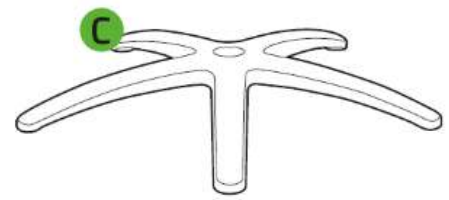
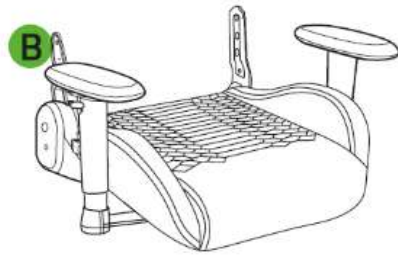
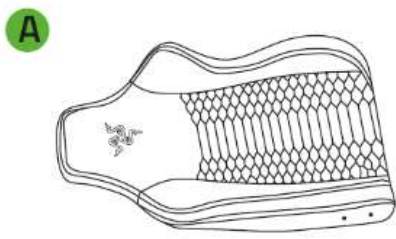
MASTER GUIDE

If solid gaming performance stems from solid support, then make comfort your edge with the Razer Iskur X—an ergonomic gaming chair designed for hardcore play. Optimized with angled seat edges and contours, it's time to discover what essential support and comfort can bring to your game.

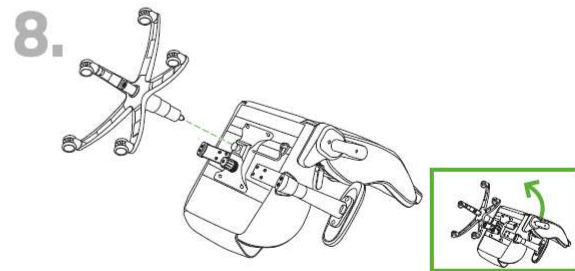
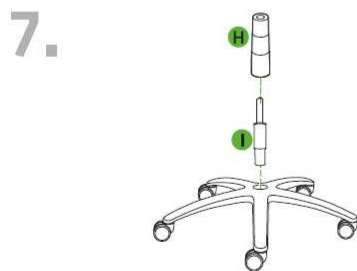
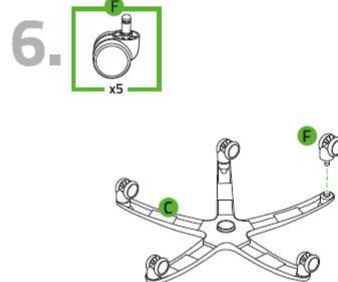
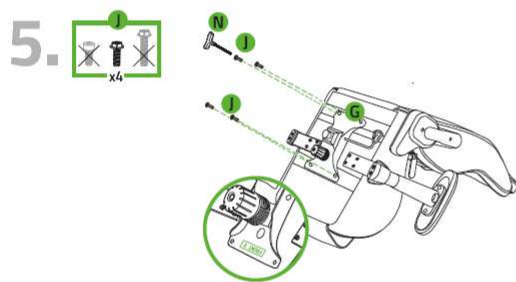
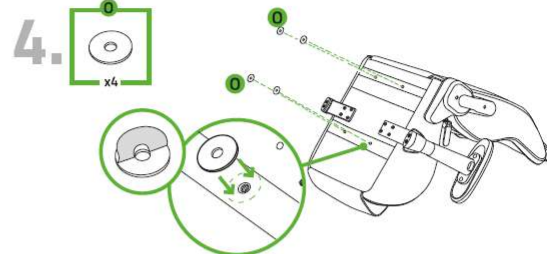
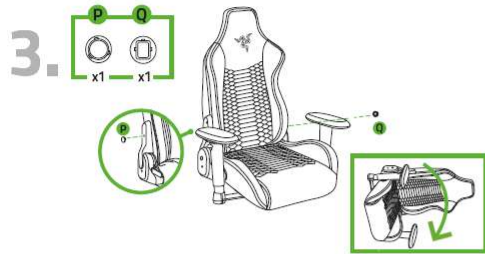
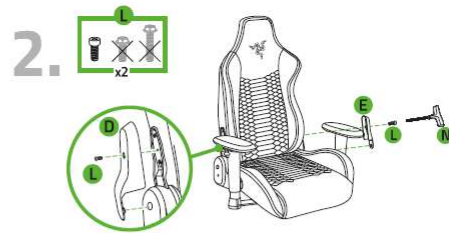
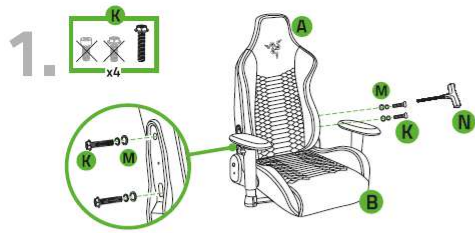
CONTENTS

| | |
|---------------------------------|---|
| 1. WHAT'S INSIDE | 3 |
| 2. ASSEMBLY | 4 |
| 3. USAGE | 5 |
| 4. LET'S GET YOU COVERED | 6 |
| 5. SAFETY AND MAINTENANCE | 7 |
| 6. LEGALESE..... | 9 |

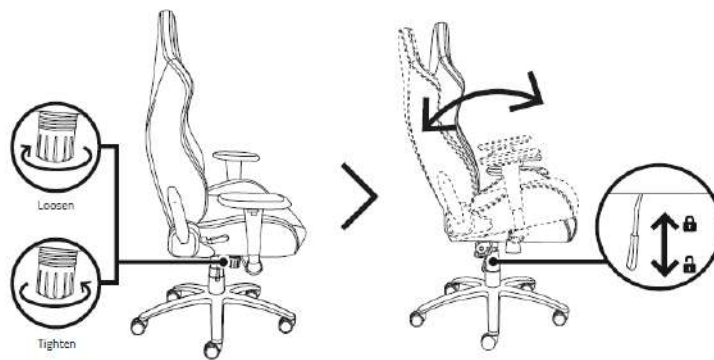
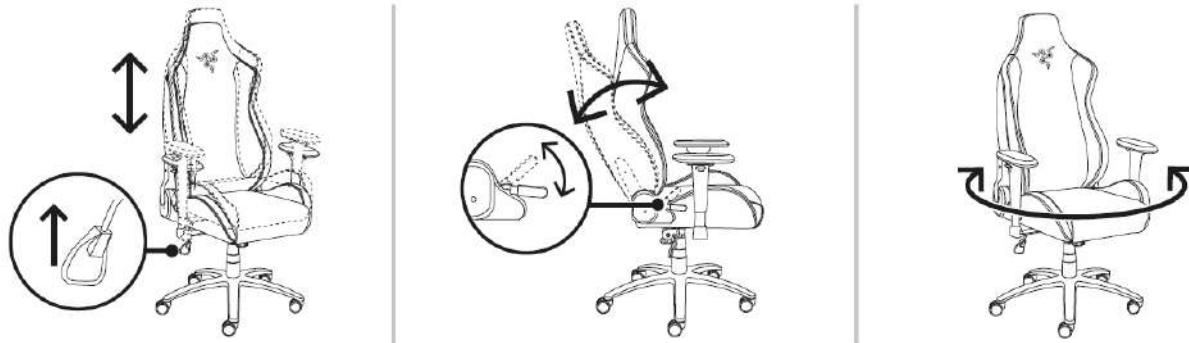
1. WHAT'S INSIDE



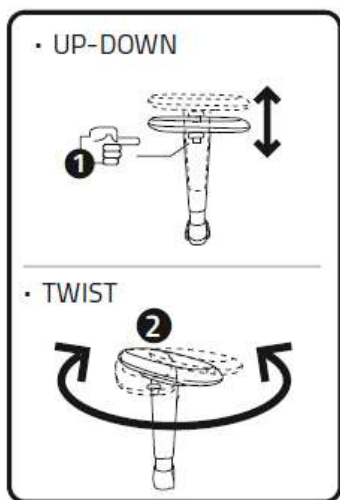
2. ASSEMBLY



3. USAGE

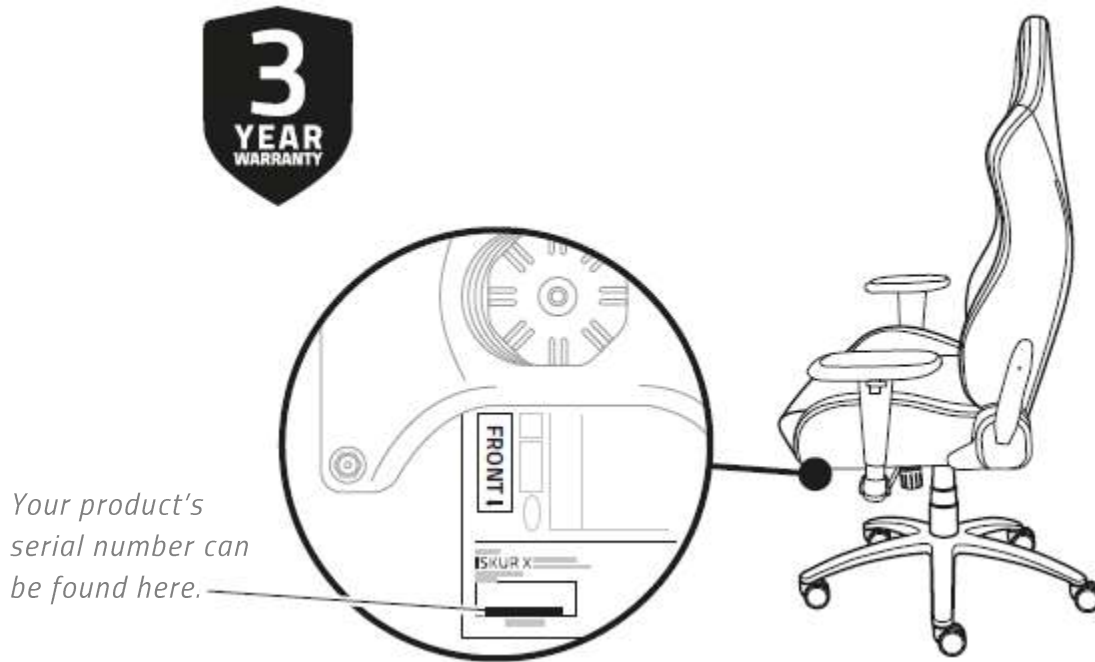


ARMREST ADJUSTMENT



4. LET'S GET YOU COVERED

You've got a great product on your hands, complete with a 3-year limited warranty coverage. Now maximize its potential and score exclusive Razer benefits by registering at razerid.razer.com



Got a question? Ask the Razer Support Team at support.razer.com

5. SAFETY AND MAINTENANCE

SAFETY GUIDELINES

This product is intended as a piece of furniture designed to accommodate one sitting or reclining person. In order to achieve maximum safety while using your Razer Iskur X, we suggest that you adopt the following guidelines:

- To avoid damaging your chair, or cause injury to yourself or others, maneuver the product carefully. Be mindful of your hand or finger placement when adjusting the sliders and levers.
- To prevent the chair from tipping over, keep the center of gravity on the seat with your back on the lumbar support. Do not sit on the front edge of the chair, stand on it, push down the backrest while the chair is reclined, or place your entire weight on the backrest.
- To prevent color from fading, upholstery from drying, and plastic parts from cracking, avoid exposure to high heat such as a radiator or a fireplace; and keep out of direct sunlight.
- To avoid breaking your chair, do not place heavy objects on the armrests; and do not exceed the chair's weight limit of 300 lbs. (136kg) (e.g., having more than one person sit on the chair).
- To prevent damage to the upholstery, keep your chair away from sharp objects, or pets with claws and teeth.
- To avoid accidents, do not use this chair unless all bolts, screws, and knobs are firmly secured. Check all bolts, screws, and knobs at least every 90 days; and make sure they are properly tightened.
- To prevent damaging your floor, only use the hard tread casters on carpeted areas. Soft tread casters should instead be purchased and installed to your chair if you have a hard surface flooring or a chair mat.

Should you have problems operating the Razer Iskur X properly and troubleshooting does not work, contact the Razer hotline or go to support.razer.com for assistance. If any parts are missing, broken, damaged, or worn; and your chair is still covered by warranty, we will provide you with replacement parts. Do not use your chair until the parts have been repaired or replaced.

MAINTENANCE

The Razer Iskur X requires minimum maintenance to keep it in optimum condition. Constant exposure to friction, skin, and bodily fluids can degrade the materials over time. We recommend that you clean the chair once a month using a soft or microfiber cloth with a bit of warm water to prevent perspiration and dirt buildup. Immediately clean up spills to avoid stains and completely air dry before using the chair again. Do not use soap, harsh cleaning agents, or abrasives to avoid damaging the chair.

6. LEGALESE

COPYRIGHT AND INTELLECTUAL PROPERTY INFORMATION

©2021 Razer Inc. All rights reserved. Razer, the triple-headed snake logo, Razer logo, and “For Gamers. By Gamers.”, are trademarks or registered trademarks of Razer Inc. and/or affiliated companies in the United States or other countries. All other trademarks are the property of their respective owners.

Razer Inc. (“Razer”) may have copyright, trademarks, trade secrets, patents, patent applications, or other intellectual property rights (whether registered or unregistered) concerning the product in this guide. Furnishing of this guide does not give you a license to any such copyright, trademark, patent or other intellectual property right. The Razer Iskur X (the “Product”) may differ from pictures whether on packaging or otherwise. Razer assumes no responsibility for such differences or for any errors that may appear. Information contained herein is subject to change without notice.

LIMITED PRODUCT WARRANTY

For the latest and current terms of the Limited Product Warranty, please visit [razer.com/warranty](https://www.razer.com/warranty).

LIMITATION OF LIABILITY

Razer shall in no event be liable for any lost profits, loss of information or data, special, incidental, indirect, punitive or consequential or incidental damages, arising in any way out of distribution of, sale of, resale of, use of, or inability to use the Product. In no event shall Razer’s liability exceed the retail purchase price of the Product.

GENERAL

These terms shall be governed by and construed under the laws of the jurisdiction in which the Product was purchased. If any term herein is held to be invalid or unenforceable, then such term (in so far as it is invalid or unenforceable) shall be given no effect and deemed to be excluded without invalidating any of the remaining terms. Razer reserves the right to amend any term at any time without notice.