

**waterpik®**  
**waterflosser™**

# Congratulations!

You are now on your way  
to better oral health!

## ✓ Register and Save

Register your product at [\\*waterpik.com/registration](http://*waterpik.com/registration) to receive over **\$50** in savings (includes **50%** off your next order of assorted tips + tip storage case)

\*For Canadian customers, register at [waterpik.ca/registration](http://waterpik.ca/registration).

## ✓ Write a Review

Creating innovative Waterpik® products that inspire better oral health is our passion. We invite you to \*leave a review by sharing your thoughts on the Cordless Advanced Water Flosser on [waterpik.com](http://waterpik.com) or the retailer's website.

\*US customers only

## ✓ We're Here to Help

We hope you are loving your new Cordless Advanced Water Flosser. If for any reason you are not satisfied or have any product questions, please contact our fast and friendly Customer Service Team based in Fort Collins, Colorado. The Cordless Advanced Water Flosser is backed by a 1-year manufacturer's warranty.

Call: 1-800-525-2774 (USA)  
1-888-226-3042 (CAN)  
Monday-Friday  
7 am - 5 pm MST

Chat or E-mail  
[service@waterpik.com](mailto:service@waterpik.com)



**Quick Start  
Guide Inside!**



## Register and Save!

### Save over \$50!

Register at **\*Waterpik.com/Registration** to receive exclusive discount code.

\*For Canadian customers, register at [waterpik.ca/registration](http://waterpik.ca/registration)

Offer includes  
**50% off**  
your next order  
of assorted  
tips + tip  
storage case.



## We'd Love to Hear from You!



Connect with Us  
@Waterpik



Call: 1-800-525-2774 (USA)  
[www.waterpik.com](http://www.waterpik.com)

1-888-226-3042 (CAN)  
[www.waterpik.ca](http://www.waterpik.ca)

## Waterpik® 14 Day Challenge App



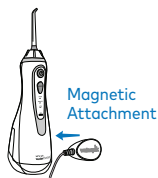
Make water flossing a habit! Try our new mobile App for the best water flossing experience.



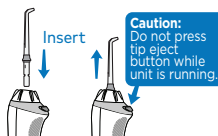
# Quick Start Guide

## GETTING STARTED

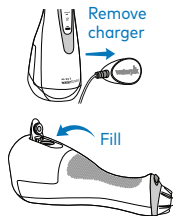
- 1 Charge unit for 4 hours by placing the magnetic charger on the front of the unit.



- 2 Press tip firmly into unit until it clicks into place. To remove tip, push the tip eject button.



- 3 Remove magnetic charger from unit prior to filling with water and during use. Lift the flip top on reservoir and fill with lukewarm water.



Refill as needed.

## WATER FLOSS

- 4 With unit OFF, use MODE button to select LOW pressure. Place tip in mouth. Press POWER button once to start flossing. Press the MODE button to adjust pressure settings.



- 5 Lean over sink. Close lips enough to prevent splashing.

Keep unit upright during use to ensure continuous water flow.



## TECHNIQUE

- 6 Aim water at the gumline at a 90 degree angle. Follow the gumline and pause briefly between teeth.



## NEED HELP?

Visit [Waterpik.com/WelcomeWF](http://Waterpik.com/WelcomeWF)

To watch a How To Video and find additional product support.

Call Us! **1-800-525-2774 (USA)**  
**1-888-226-3042 (CAN)**