

Ozeri PRECISION II

Digital Bathroom Scale with Weight Change Detection Technology

User Manual
Model #: ZB14



PRODUCT IMAGE AND MODEL # WILL VARY BY COLOR

Congratulations

Congratulations on your purchase of the Ozeri Precision II Bath Scale with Weight Change Detection Technology. Please read through this manual before first using your new scale, and keep this manual handy for future reference.

Warnings

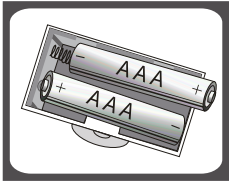
- Your Ozeri Precision II Digital Bath Scale is a finely tuned electronic instrument. One of the hardest things to weigh is the human body because there is always subtle motion. To ensure reliable readings, always try to place your feet on the scale in the same place each time and remain still.
- Your scale will auto-calibrate once before first use and after each time the scale detects that it has been picked up or moved to another location. As part of this calibration process, you will see your weight appear on the screen followed by “C.” Please disregard the first weight reading, step off the scale and allow it to turn off. This will complete the calibration process.
- Note that your body weight will vary based on hydration, clothing, and other factors. This scale rounds to the nearest 50 grams. When slight variances occur, it is recommended to average your weight over time.
- Treat your scale with care. Do not drop it or jump on it. While the scale is made out of durable materials, misuse or abuse may render the electronic sensors inoperable.
- **OVERLOAD WARNING:** the maximum weight capacity of this scale is 440 lbs / 200 kgs / 31 st. To avoid permanently damaging the scale, immediately step off or remove any objects on the scale when the display shows “Err.”
- Do not disassemble this product. Other than replacing the batteries, it contains no user serviceable parts.

- The product is intended for home / consumer use only.
- Clean after use with a lightly dampened cloth. Do not use solvents or immerse the product in water. Thoroughly dry the scale after cleaning. Moisture can damage the scale's sensors and electronics.
- Do not use the scale on a carpet or uneven surface.
- Do not store the scale where you store cleaning chemicals. The vapors from some household products may affect the electronic components of your scale. Do not store the scale on its side.
- Store your scale in a clean, dry location at room temperature. Dust, dirt, and moisture from humidity can accumulate on the weighing sensors and electronics, causing inaccuracy or malfunction.
- To prevent battery drainage, do not store anything on the scale.
- Do not dispose of batteries in fire. Batteries may explode or leak.

Specifications

- Min Weight: 13.2 lbs / 6 kgs / 1 st
- Capacity: 440 lbs / 200 kgs / 31 st
- Graduation: 0.1 lbs / 50 g / 0.008 st
- Auto Power On (automatically turns on upon stepping on the scale.)
- Auto Power Off (automatically turns off to preserve battery life)
- Overload Indicator: "Err"
- Low Battery Indicator: "Lo"
- Auto Calibration Process: "C"
- Power: 2 AAA Batteries (included)
- Equipped with Weight Change Detection Technology

Batteries




- Remove the battery compartment cover on the underside of the scale.
- Insert the 2 X AAA included batteries, being careful to ensure +/- are correctly oriented.
- Replace the battery compartment cover.

Using the Scale

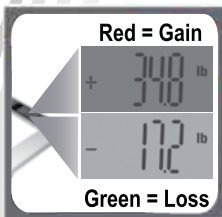
Note: Your scale will auto-calibrate once before first use and after each time the scale detects that it has been picked up or moved to another location. As part of this calibration process, you may see your weight appear on the screen followed by "C." Please disregard the first weight reading, step off the scale and allow it to turn off. This will complete the calibration process.



- Once calibrated, place your scale on an even hard flat surface. Do not use your scale on carpets or soft uneven surfaces. Ensure your scale is dry prior to use. **WARNING: NEVER** step onto a wet scale and always ensure solid footing to avoid injury.



- Step onto the scale. Your scale features StepOn™ technology that requires no tapping to activate the scale. One or more weight readings will display on the screen while your scale calculates your weight. When complete, your final weight calculation will remain on the screen. The scale will retain the displayed weight in memory, and automatically turn off after approx 10 seconds of inactivity.



- The next time you step onto the scale, it will display your current weight for 8 seconds, followed by the net weight change between your current and previous recorded weight. Your net weight change will remain on the screen for 6 seconds with a green color for weight loss, or a red color for weight gain.

Note: If there is no change in weight detected, the symbol "nocn" will appear on the screen.

Resetting the Scale

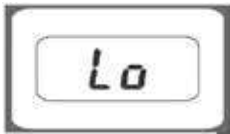
To delete the weight stored in the scale's memory, reset the scale by removing and reinserting the batteries.

Unit of Measurement


Depending on your location, your scale will either calculate weights in pounds (lbs) or kilograms (kg) as its default unit of measurement.

Troubleshooting Guide


If you experience any difficulties with your scale, please ensure the following:



- Double check that the batteries are correctly inserted according to their +/- polarity.
- Ensure the scale is on a flat, level floor and not touching a wall or other object.



- If the Low Battery Indicator appears on the screen (Lo), replace with new AAA alkaline batteries.
- If the "Err" displays on the screen then the maximum weight of 440 lbs has been exceeded.



- If the Auto-calibration Indicator appears on the screen (C), step off and allow the scale to turn off. This will complete the calibration process.

WARRANTY INFORMATION

Your “Ozeri Scale” is warranted to the original owner for 2 years from the date of purchase against defects in material and workmanship under normal use and service. Should your scale prove defective within 2 years from the date of purchase, return the defective part or unit, freight prepaid along with an explanation of the claim to “Ozeri Scale.” Please pack your scale carefully to avoid damages in transit. Under this warranty, Ozeri will repair or replace any parts found to be defective due to a manufacturer’s defect. This warranty extends only to personal use and does not extend to any product that has been used for commercial use, rental use, or use which is not intended. There are no warranties other than that expressly set forth herein. This warranty is not transferable. Ozeri is not responsible in any way for damages, losses or inconveniences caused by equipment failure or by user negligence, abuse, or use not in accordance with the “User Guide” or any additional safety, use, or warnings included in the product materials. Further, Ozeri is not liable for incidental or consequential damages of any nature resulting from the use of this product and any liability shall not exceed the purchase price of the product. This Warranty gives you specific legal rights. You may also have other rights which vary from state to state.

THIS WARRANTY DOES NOT APPLY TO THE FOLLOWING

- Damage due to accident, misuse, abuse, alterations or vandalism.
- Improper or inadequate maintenance.
- Unauthorized modification or commercial use.
- Damage in return transit.
- Unsupervised use by children under 18 years of age.

Ozeri Customer Service:
Phone: 1-877-299-1296
Email: support@ozeri.com

(Ozeri™ and its subsidiaries assume no liability for damage caused by the use of the Ozeri Scale other than for its intended use or as instructed above and in the User Manual.)