



HIFIMAN

Innovating the Art of Listening



HIFIMAN HE560

Owner's Guide

www.hifiman.com



Customer Service Tel: 1- 201-443-4626

E-mail: customerservice@HIFIMAN.com

Address: 2602 Beltagh Ave. Bellmore, NY 11710, United States

Website: www.HIFIMAN.com



www.hifiman.com

Thank you for purchasing the HIFIMAN HE560, one of the finest full-size headphones on the market today. HIFIMAN is a leading designer and manufacturer of high performance headphones, headphone amplifiers and portable players.

This Owner's Guide is intended to provide a useful overview of your new HE560 and how to best operate it for many years of enjoyment, safety and reliability. Please take the time to familiarize yourself with its features. If you have any questions or need additional information, contact your authorized HIFIMAN dealer or us directly.



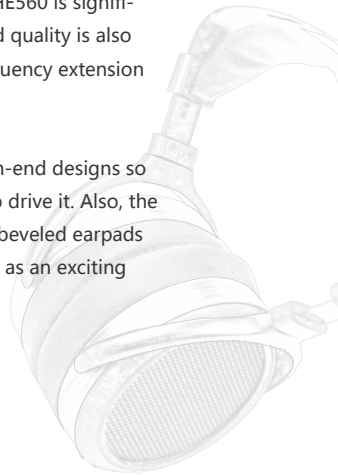


Product Overview

The HIFIMAN HE560 is an open-backed headphone with specially-designed planar magnetic drivers. Connection is made via the supplied cable with screw-on connectors using separate ground leads for each channel to minimize crosstalk between the channels. The HE560's 90dB sensitivity is higher than similar designs and allows it to be driven with a conventional headphone amplifier. The HE560 offers impressive frequency response from 15Hz to 50kHz and with all of the dynamics and lifelike realism that HIFIMAN headphones are famous for.

Compared with previous HIFIMAN headphones, the HE560 features an all-new headband design, angled pads and rotation at the top of the gimbals for better fit and improved comfort. HE560 is significantly lighter than comparable designs. The sound quality is also improved with smoother treble, plenty of low frequency extension with tighter deeper bass.

HE560 is higher in efficiency than some other high-end designs so you don't need an extremely powerful amplifier to drive it. Also, the HE560's robust build quality and newly-designed beveled earpads will provide you with unsurpassed comfort as well as an exciting listening experience.





Key Features and Specifications

- Style: Open Back
- Driver Type: Planar Magnetic
- Impedance: 45 Ω
- Sensitivity: 90 dB
- Frequency Response: 15 Hz-50 kHz
- Weight: 375 g (13.23 oz)

Accessories

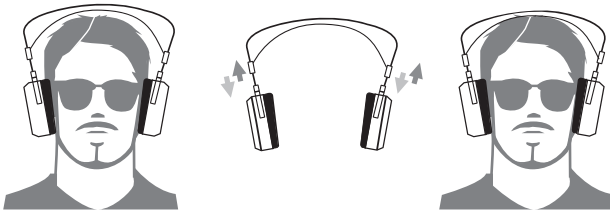
- headphone cable (2m or 6.6ft)
- Earpads 1 pair (on the headphones)
- Note : The HE560 is designed to be used with its ear pads on at all times. If for some reason, you need to remove the ear pads, please replace them as soon as possible.





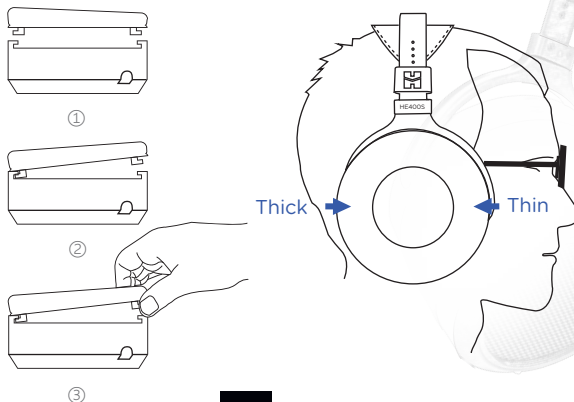
Headband Adjustment

If the top of the headband does not touch your head, you can move the sliding black block on each side of the headband to make it rest on top of your head.



Earpad Design and Replacement

The HE560 earpad is a beveled design with varying thicknesses to conform to the human head. Should you need to remove and reinstall the earpad (i.e. for replacement) keep the thinner part on the front side of the ear cup and thicker part on the back. Fit the mounting flange onto the rim of the ear cup. Then press around the mounting flange to make sure the earpad snaps into place.





Set-up and Operation

1. Please allow for at least 150 hours of consistent playback to properly break-in your new headphones. This break-in period does not have to be at high volume.
2. The connectors utilize 2.5mm mini plugs on the headphone side. Push the connector straight onto the socket. Repeat the process with the other mini plug connector.
3. The supplied cable adapter with the large $\frac{1}{4}$ " (6.35mm) jack is connected with the typical headphone output of an amplifier or even better with a headphone amplifier. Please be aware that many home amplifiers may mute the loudspeaker output when a headphone is connected.
4. To clean your headphone, please use a soft, slightly damp cloth only. Do not use any detergents and make sure not to let any fluid enter the open sides of the headphone. The pleather headband can be maintained using standard leather care products. When your ear pads become sufficiently worn, you should replace them with a new pair, available through HIFIMAN or through your local retailer. Note: The internal drivers do not require maintenance. Any attempt to remove or modify them will void your warranty.



www.hifiman.com

Warranty

- One-year free repair or replacement when used according to our recommended instructions. Contact us first to troubleshoot before returning and if needed an RA will be issued. Return shipping to HIFIMAN or authorized service facility is owner's responsibility.
- For residential use only.

For any further information or questions, please contact your authorized HIFIMAN dealer. Or email us directly at customerservice@hifiman.com.



facebook.com/hifimanelectronics



twitter.com/hifimanofficial



www.hifiman.com



HIFIMAN

Innovating the Art of Listening

