



**Arya**  
Owner's Guide

[www.hifiman.com](http://www.hifiman.com)



*Arya*

*Arya - आर्य is Sanskrit meaning noble*

## TABLE OF CONTENTS

2	Message from the Founder
3	Headphone Overview
	Nanometer Thickness Diaphragm
	Patented “Window Shade” System
	Advanced Asymmetrical Magnetic Circuit
	The Headband
	The Cable and Channel Orientation
	The Plugs
	The Ear Pads
	The Ear Cups
	The Weight
20	Technical Data
	Specifications
	Package Contents
21	Set-up Instructions
	Headband Adjustment
	Replacing Ear Pads
	Set-up and Operation
	Care and Maintenance
23	HIFIMAN Limited Warranty



## Message from the Founder

Thank you for your purchase of a HIFIMAN product. We take great pride in offering audio products that provide best-in-class performance and value.

Though it seems like only yesterday when I started HIFIMAN as a passionate audiophile, we just finished our first decade in business and eagerly look forward to an exciting future. The company has grown rapidly and the HIFIMAN brand has become one of the most respected in the industry.

Even with our success, the one thing that has not changed is my passion for music and creating products that help recreate that live experience. Now, I am joined by many others in the company who share my passion and in turn, we humbly share that with you.

Thank you again for your purchase. I hope you will find this guide useful in learning about your product which will help you enjoy countless hours of listening pleasure.

Happy listening,


*Fang*

Dr. Fang Bian,  
Founder and CEO

## Headphone Overview

Thank you for purchasing the HIFIMAN Arya planar magnetic headphone. HIFIMAN is one of the leading high-performance audio brands in the world. The Arya incorporates our renowned design concepts, including patented technologies that will provide you with exceptional pleasure for years to come.

This guide is intended to share important information with you about the special design, technologies and care that went into Arya and how you can maximize your enjoyment.




## Nanometer Thickness Diaphragm

### Assures Remarkable Reproduction

Arya uses planar magnetic technology to create sound. Unlike conventional dynamic drivers, HIFIMAN planar headphones utilize a very thin film in proximity to an array of magnets to create sound that is detailed and lifelike with outstanding clarity. Generally, the thinner the film means lower mass, yielding faster response and lower distortion which in turn are key elements that create natural sound reproduction.

In the Arya, the film we use is so thin, it is a diaphragm in nanometer thickness which is a breakthrough core technology developed by HIFIMAN for headphone applications. To give you an idea how thin the film is, if you were to view it from the side, it would be invisible to the naked eye. Working with this advanced material is extremely challenging yet the successful incorporation of this film as the Arya's planar driver is the cornerstone of its remarkable sound.





### **Patented "Window Shade" System**

Created to meet the need for driver protection and optimized open-back design

HIFIMAN utilizes an "Open Back" design for best possible sound. With the Arya, a patented "Window Shade" is precisely structured to gain greater openness in the headphone design. It keeps the sound waves from reflection and refraction to avoid unwanted vibration and distortion. Result is a wider soundstage, outstanding imaging and remarkable clarity.

Aesthetically, the "Window Shade" also provides a unique, high-tech look to the Arya.



### **Advanced Asymmetrical Magnetic Circuit**

Years of painstaking research with this groundbreaking design offers near perfect reproduction of live music

It took the HIFIMAN team years to obtain the optimum balance between high driver efficiency and high sound quality. The innovative design of the double-sided, asymmetrical magnetic circuit is the perfect marriage of the nanometre thick diaphragm and its magnetic partners. The result is planar magnetic magic.



### **The Headband**

Ergonomic and comfortable headband design for most people, with greater reliability and durability

The headband is the result of clever industrial design. It will accommodate a wider range of head sizes while applying pressure evenly over the wearers head.

The metal headband structure is created via CNC milling and hand polishing. To adjust the headband, simply move each ear cup up or down until the top of the headband rests comfortably on your head and the ear cups surround your ears.



## The Cable and Channel Orientation

The Arya keeps things simple with a single Crystalline Copper cable. With a jet black woven exterior finish, it's the perfect complement to the sound and look of the Arya.

The cable is user-replaceable and has channel orientation for left and right. A "L" and "R" are indicated inside the headband. Once the cable is installed with correct channel orientation, an easy way to tell left and right is the cable is connected toward the front of the ear cup. The cable will drape on the user's chest for greater comfort.

## The Plugs

The Arya package includes a 6.35mm connector cable so it can be used with a wide array of desktop amplifiers. The cables are easily changed so if you require a 4.4mm or XLR cable one can easily be swapped over to meet your needs. The Arya itself has 3.5mm sockets for easy connection to the latest HIFIMAN range of cables.



### The Ear Pads

The Arya ear pads have been specially designed to be thicker with an asymmetrical shape that follows the form of the ear. The pads are beveled so that they contour to the shape of your head for superb comfort and extended listening.

The premium ear pads also have a new surface that which contact with your head. This material had been changed from Velour to Polyester to increase sound transparency. The surrounding pleather material has not been altered.





### **The Ear Cups**

The ear cups are designed to provide optimum comfort. The Arya's ear cup is light weight and has a new look making it appear slimmer and sleeker.

### **The Weight**

The weight of the Arya is only 404g meaning it can be worn all day long and still be comfortable no matter the length of the listening session.



## Technical Data

### Specifications

Impedance: 32  $\Omega$

Sensitivity: 94 dB

Frequency response: 8 Hz-65 kHz

Weight: 430g (15.2oz)

### Package Contents

- (1) Pair of headphone
- (1) 1.5m headphone cable (6.35mm)
- (1) Pair of ear pads (mounted on headphone)
- (1) Owner's Guide

## Set-up Instructions

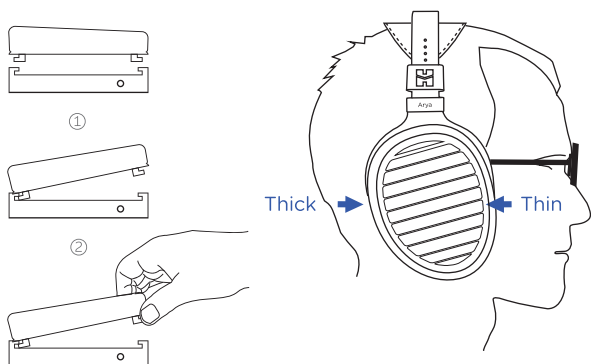
### Headband Adjustment

To help fit the headphone to your head, you may use the two adjustment blocks to change the position of the headband strap to better accommodate your head.



### Replacing Ear Pads

To remove the ear pads, locate the clips on the inside of the pad, and use two fingers to gently bend them in and slip them out. To install new pads, simply align the ear pad with the mounting ring, and gently bend the clips so they slot in their appropriate locations.



### Set-up and Operation

1. Please allow for a period of "burn in" where you allow playback of audio for a period of 150 hours to allow the headphones to reach their fullest audio potential.
2. The headphone connectors utilize a new 3.5mm connector (our prior models use 2.5mm). They slot in an identical fashion to the standard 3.5mm sockets as found on a multitude of audio devices.
3. The supplied cable is user changeable and replaceable.
4. Be aware the Arya is relatively sensitive so please make sure to turn the volume dial low before connecting to an audio source. You only have 1 pair of ear drums, look after them.
5. Please listen to the Arya at moderate listening levels so that you can continue to enjoy their audio quality for years to come.
6. The drivers do not require user maintenance, do not touch them. Please contact HIFIMAN if your drivers have a problem.

### Care and Maintenance

Planar headphones benefit from break-in to achieve optimum performance. Usually this takes up to 150 hours however there is nothing special you need to do other than enjoy your headphones.

Wipe the surfaces (ear pads, cups) with a microfiber cloth and store the headphone in a dry, cool and safe place (away from dust, heat, humidity, sunlight, younger kids and pets if possible). For the headband, wipe it periodically to remove any dust.

Do not expose the headphone to excessive heat or cold.

Do not use any headphone while driving or operating machinery.

Do not use volatile substances alcohol, acetone, gasoline or dish detergent to clean the headphone.

## HIFIMAN Limited Warranty

Your Arya is warranted for a period of one year beginning with the original date of purchase. Your dated sales or delivery receipt is your proof of purchase. You may be required to provide proof of purchase as a condition of receiving warranty service so please keep it handy.

If your product is under warranty and some malfunctions appear, please contact HIFIMAN customer service or your authorized dealer. If necessary, and at our discretion, we will provide a warranty repair or replacement of your product.

Caution: do not disassemble or modify the product in any way. Tampering with or modifying your HIFIMAN product will void its warranty.

This Limited Warranty does not apply to :

1. Defective or discolored parts if the damages are caused by fluids, dirt, missing keys, broken plastic parts or improper use.
2. Damage caused by misuse with another product.
3. Use of the product for other than its normal intended use, including, without limitation, failure to use the product in accordance with the supplied "Owner's Guide".
4. Damage caused by accident, abuse, neglect or misuse.
5. If you do not have a valid dated receipt showing proof of purchase.

6. Damage caused by services/repairs or other modifications to the system carried out by anyone other than HIFIMAN or an authorized HIFIMAN distributor or dealer.

7. Damage caused by self-repair or if the unit has been disassembled or modified in any way.

HIFIMAN greatly desires your satisfaction and will do everything reasonable to achieve that. If you have any questions or concerns with your product, simply contact your authorized dealer or HIFIMAN directly (if purchased from us) and explain the issue in detail. Should a return be required, a RMA# will be issued. Return shipping to HIFIMAN or authorized service facility will be at the owner's expense.

The warranty applies to the first purchaser and is not transferable.

**Should you need warranty service please contact your authorized HIFIMAN dealer, or email us directly at [customerservice@HIFIMAN.com](mailto:customerservice@HIFIMAN.com).**



[facebook.com/hifimanelectronics](https://facebook.com/hifimanelectronics)



[twitter.com/hifimanofficial](https://twitter.com/hifimanofficial)



[www.hifiman.com](http://www.hifiman.com)



Innovating the Art of Listening