

BELL  HOWELL®

**Electromagnetic
Ultrasonic
Pest Repeller**

FOR MICE, SPIDERS, ANTS AND ROACHES

Owner's Manual

BELL+HOWELL®

Electromagnetic ULTRASONIC PEST REPELLER

FOR MICE, SPIDERS, ANTS AND ROACHES

Thank You

Thank you for choosing the Bell Howell® Electromagnetic Ultrasonic Pest Repeller. This manual will provide you with the instructions for using the Pest Repeller effectively and efficiently. Please read the manual carefully before using the Pest Repeller and keep it on file for future reference.

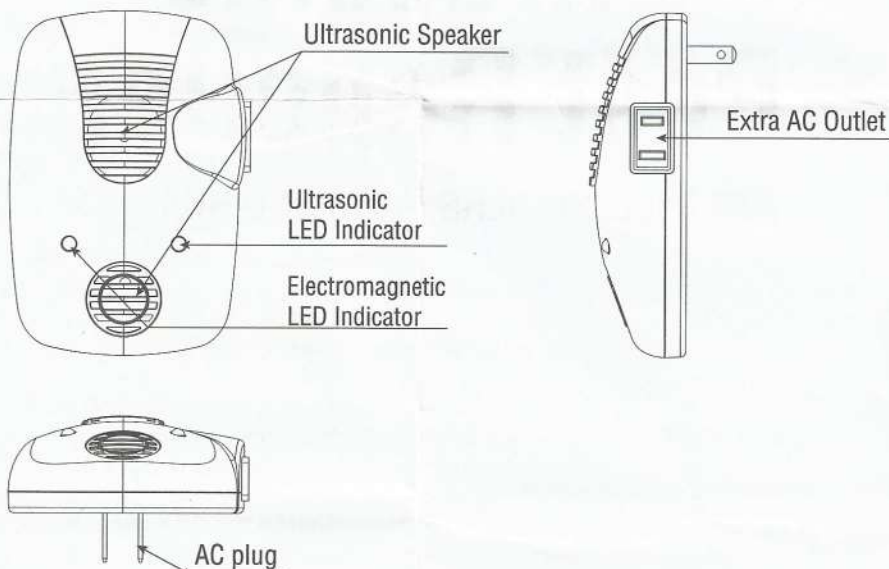
Usage

NOTE: Due to electromagnetic properties of this unit, use Electromagnetic Ultrasonic Pest Repeller one unit per floor. The electromagnetic waves will work through walls.

The Electromagnetic Ultrasonic Pest Repeller is simple to use. It operates on any standard 120 volt wall outlet. Simply plug it in. The red indicator light on the front of the unit will blink on and off to let you know that the unit is working. Please note that a slight "clicking" noise may be heard as the indicator light blinks on and off. This is normal.

NOTE: The Electromagnetic Ultrasonic Pest Repeller is safe to use around plants and pets such as dogs, cats and fish. Since this product was developed to repel rodents, it is not advisable to use this product around rodent pets such as gerbils, hamsters or ferrets.

The Pest Repeller features an auxiliary outlet on the side of the unit for added convenience.



Tips for Increasing Product Efficiency:

1. Use the Electromagnetic Ultrasonic Pest Repeller continuously.
2. Make sure that all food is put away. The smell of food attracts pests and will decrease the efficiency of the Electromagnetic Ultrasonic Pest Repeller.
3. Repair and openings in your home where pests can get in.
4. Avoid placing the Electromagnetic Ultrasonic Pest Repeller behind large items in your home such as a couch or hutch.

Electromagnetic Ultrasonic Pest Repeller owner's manual


WARNINGS:

ALL WARNINGS AND SAFETY INSTRUCTIONS SHOULD BE ADHERED TO

- Do not use the Electromagnetic Ultrasonic Pest Repeller near or around water. This unit should not be used near sinks, bathtubs, washing machines or in a damp basement. If cleaning is required, simply unplug the unit from it's power source and use a damp cloth to wipe the unit housing. Dry off completely before plugging the unit back in.
- Do not block the ventilation openings on this unit. Place the unit where it can get proper ventilation.
- Do not place this unit near heat sources such as stoves or radiators.
- This unit should be connected directly to the power source. Do not use extension cords to operate this unit.
- Do not expose the Electromagnetic Ultrasonic Pest Repeller to rain or moisture. Do not submerge the unit in water or any other liquids.
- The Electromagnetic Ultrasonic Pest Repeller should be repaired by a qualified service technician if any of the following has occurred:
 - Power plug has been damaged.
 - Objects or liquid have fallen into the ventilation openings of the unit.
 - The Pest Repeller does not appear to operate normally.
 - The unit has been dropped or the outer housing has been damaged.
- To avoid risk of electric shock or fire, do not open the Electromagnetic Ultrasonic Pest Repeller or attempt to alter the unit in any way. No user serviceable parts are inside this unit.
- Keep these instructions for future reference.


NOTE: People with pacemakers or who use electronic devices that can be effected by an ultrasonic sound wave should consult their physician(s) before using this product. Failure to follow these instructions or heed these warnings can result in serious personal injury or death.

This unit should not be used on common wall areas or near property lines.



CAUTION

RISK OF ELECTRIC SHOCK
DO NOT OPEN



WARNING: TO PREVENT THE RISK OF FIRE OR ELECTRIC SHOCK, DO NOT EXPOSE THIS APPLIANCE TO RAIN OR MOISTURE. TO PREVENT ELECTRIC SHOCK, DO NOT REMOVE COVER. NO USER SERVICEABLE PARTS INSIDE. REFER SERVICING TO QUALIFIED SERVICE PERSONNEL. MADE IN CHINA.

FREQUENTLY ASKED QUESTIONS:

What pests do these repel?

- Rats, mice, roaches, spiders, and ants.

Does it kill pests?

- It repels the pests without killing them. It is a humane and safe way to remove pests from desired areas effectively and efficiently. No need to remove dead pests from your home.

What size is the average room that the pest repeller should be used?

- We recommend to use one per floor. Additional units will be required in larger areas.
- Areas such as attics, basements, garages, and large storage areas may require multiple units.

Is it safe to be used around medical devices?

- People with pacemakers or who use electronic devices that can be affected by ultrasonic waves should consult their physician before using this product.

Is it safe to use around pets?

- It is safe to use around cats, dogs and fish. Since this product was developed to repel rodents, it is not advisable to use this product around pets such as gerbils, hamsters, ferrets and rabbits.

What areas of the house should be avoided?

- Avoid placing pest repeller behind furniture or other larger items in your home.

How long does it take to repel pests?

- Although you may see results in a few days, we recommend giving the pest repeller 2-3 weeks for best product results. Typical results may vary depending on amount of pests, type of pests, and size of room.

How do I know unit is working?

- The red indicator light on the front of the unit will blink on and off to let you know that the unit is working.

What is the clicking noise?

- Please note that a slight clicking noise may be heard as the indicator light blinks on and off. This is normal.

What voltage does it work on?

- The pest repeller operates on any standard 110 volt wall outlet.