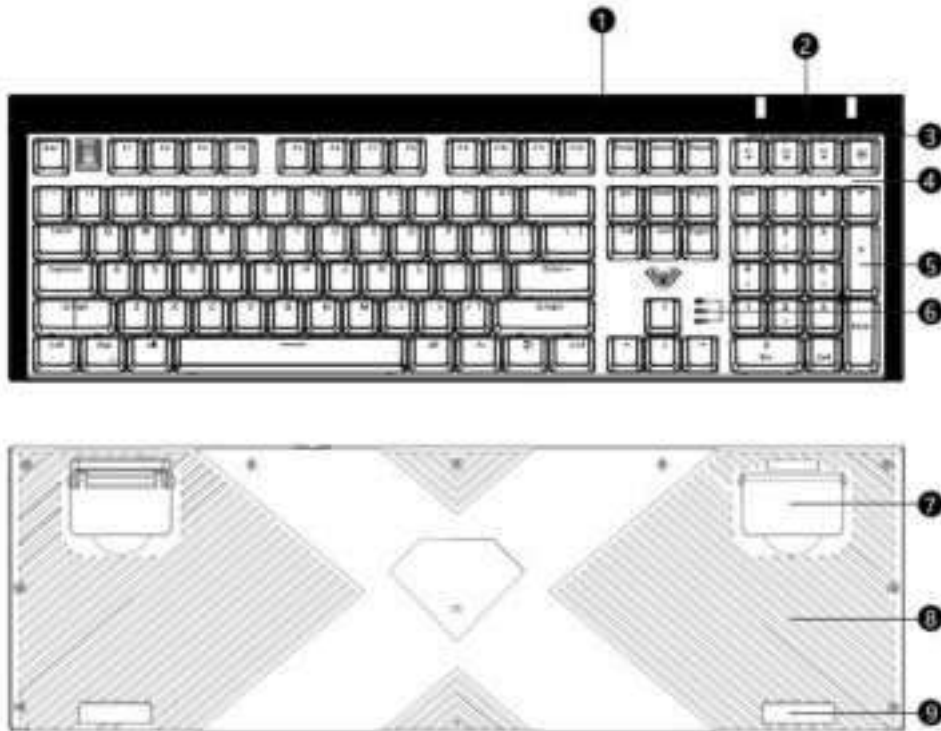


# F3050 Mechanical Keyboard

## Product Overview



- |                      |                     |                       |
|----------------------|---------------------|-----------------------|
| ❶ Charging interface | ❷ Metal panel       | ❸ Antiskid foot brace |
| ❹ Roller             | ❺ Two-color keycaps | ❻ Bottom shell        |
| ❻ Mode switch key    | ❼ Indicator light   | ❽ Antiskid foot pad   |

## Product Specifications

- Product size: 453.07 (L) × 143.89 (W) × 38.61 (H) ± 0.2mm
- Product weight: about 880g
- Keys and switches: 104 keys,
- Gram weight: 60 ± 10g
- Total stroke of key: 4.0 mm
- Working voltage: DC 3.7V (wireless) / 5V ± 5% (Wired)
- Working current ≤ 120mA
- Operating system: windows all, Win XP, win7, win8, win10  
(in Win95 and Win98 systems, drivers may be required).

## Product description

- Fashionable appearance edge design, integrated metal panel, not easy to rust, scratch resistant.
- The key cap adopts two-color injection molding process, which is durable, not easy to fade, and can be multi-color.
- The key response is sensitive, and the trigger stroke is 2.0 mm.
- About 60 million keystrokes life, durable, excellent feel.
- Support N key without impact.
- Gap light, uniform color, optional single color or mixed light.
- Humanized keyboard design, with FN to add a series of commonly used shortcut function keys.
- Switchable 3 modes: game mode, office mode and picture mode, which can be switched according to personal needs.
- Independent multi-function roller, rolling up or down in three modes has different functions.
- Wired and 2.4G dual-mode function, both modes can cooperate with the driver, can be customized and macro programming. The driver configuration function can be used in wireless mode or wired mode. The 128K bits memory can save 5 driver configuration files to the keyboard.
- Wired Type-C / 2.4G mode conversion: plug in the USB cable to enter the wired mode, pull out the Type-C cable to turn to the wireless mode, and the 2.4G wireless mode needs to be used with the receiver.
- Receiver and keyboard plug and play, press "ESC" and "Q" at the same time to re code, Num, cap and win flash at the same time, and then plug in the receiver, and the light stops flashing after successful code matching.
- With low voltage alarm, shared with num, Num indicator flashes to remind low voltage, need to charge in time. The backlight is off at low pressure.
- Three independent indicators: num (shared with low voltage indicator), cap, win indicator.
- Support charging and indicating function. When charging, the red light under F12 button will be on, and the red light will be off after full charge.
- Automatic sleep function, unplug the receiver, keyboard quickly enter deep sleep, save more power. In wireless mode, the light will turn off automatically and the key will wake up after about 60 seconds.
- Built in 2000mAh large capacity lithium battery, recyclable charging, with power switch, environmental protection and energy saving, worry and money saving, effectively extend the battery life.

## Shortcut key description

Fn+	F1	F2	F3	F4	F5	F6	F7
Quick Function	My computer	Search	Calculator	Player	Last song	Next song	Play / pause
Fn+	F8	F9	F10	F11	F12	WIN-L	←
Quick Function	Play stop	Mute	Volume-	Volume+	Lock / unlock full keyboard	LOCK WIN+APP	Backlight speed-
Fn+	→	↑	↓	INS	ESC		Mode key
Quick Function	Backlight speed+	Backlight brightness+	Backlight brightness-	Switch light effect	Restore factory settings	Fast switching mode 3	

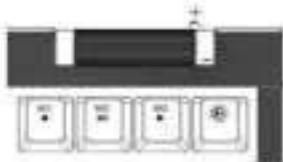
- Re code combination key: "ESC" + "Q" two key combination.

## Three mode switching

- Long press the mode key to switch (or FN + mode key to switch quickly) mode: game mode (mode indicator light breathing) / office mode (mode indicator light is always on) / picture mode (mode indicator light is off)

### Game mode (mode indicator)

- Short press mode key to switch 8 light modes in a cycle: 1. Streamer / 2, raindrop / 3, instant touch / 4, snake running horse / 5, lighting / 6, snow treading / 7, breathing / 8, following the shadow.



- Twist the scroll wheel up = The light is brighter
- Twist the scroll wheel down = The brightness of the light decreases



M1 key = preset lighting effect 1 (FPS): ESC WSAD↑↓←→ lights up.



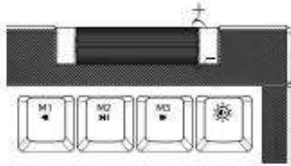
M2 key = Preset light effect 2 (CF): F1-F3 1-5 TAB QWERTASDGB CTRL-L SHIFT-L ALT-L SPACE CTRL-R SHIFT-R ALT-R HOME END PGUP PGDN PRTSC SCR bright.



M3 key = Preset light effect 3 (COD): 1-7 QWERTASDFGCV CTRL-L SHIFT-L CTRL-R SHIFT-R Bright.

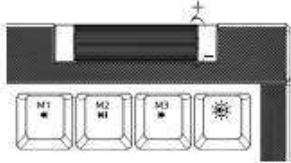
## Office mode (mode indicator always on)

- Press the mode key briefly to mute.



- Twist the scroll wheel up = volume up
- Twist the scroll wheel down = volume down

## Picture mode (mode indicator off)



- Twist the scroll wheel up = enlarge the picture (same as scrolling the mouse up)
- Twist the scroll wheel down = picture zooms out (same as mouse scrolling down)



M1 Key = open home page



M3 Key = switch window



M2 Key = Open mailbox



Short press mode key = display desktop

- Press FN + ESC to restore the factory default lighting mode and default function.

