Welcome Guide

PowerCore 13000

Bedienungsanleitung | 取扱説明書 | Guide d'Utilisation
Guida d'Utilizzo | Manual de Instrucciones | Guia de boas-vindas
Начальное руководство | 使用说明书 | دليل الترحيب

Using Your PowerCore

Wie Sie Ihren PowerCore verwenden | PowerCoreの使用方法
Utilisation de votre PowerCore | Utilizza il tuo PowerCore
Usar tu PowerCore | Utilizar o PowerCore | Использование PowerCore
使用您的PowerCore | استخدام PowerCore الخاص بك

- **Check the power level**

Überprüfen des Energiestands | 電池残量を確認
Affichez le niveau d'énergie | Visualizza la carica residua
Controla el nivel de batería | Verificar o nível de energia
Проверка уровня заряда | تحقق من مستوى الطاقة | فحص مستوى البطارية

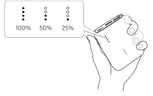

- **Charge your phone or tablet**

Ihr Handy oder Tablet laden | Ihr Smartphone oder Tablet wird geladen | 使用您的手机或平板电脑充电
Rechargez votre téléphone ou tablette | Ricarica il tuo cellulare o tablet
Cargar tu móvil o tableta | Carregar o telemóvel ou tablet
Зарядка телефона или планшета | 给手机或平板充电
شحن الهاتف أو التابلت الخاص بك



*No Lightning cable included.

Im Lieferumfang ist kein Lightning-Kabel enthalten.
本製品には、ライトニングUSBケーブルは付属しておりません。
Câble Lightning non inclus. | Cavo Lightning non incluso.
No se incluye cable Lightning. | Cabo Lightning não incluído.
Кабель Lightning в комплект не входит.
本品不附带Lightning线。| لا يوجد كابل البرق.

- **Recharge your PowerCore**

Ihren PowerCore laden | PowerCore本体の充電
Rechargez votre PowerCore | Ricarica il tuo PowerCore
Recargar tu PowerCore | Recarregar o PowerCore
Зарядка PowerCore | 给PowerCore充电
اعادة شحن PowerCore الخاص بك

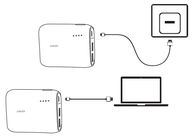

When your PowerCore is fully charged, the LED indicators will turn off.

Das LED Licht erlischt, sobald Ihr PowerCore voll geladen ist.
PowerCoreが満充電されると、LEDライトは消灯します。
Les LED s'éteindront une fois votre PowerCore complétement chargé.
Quando il tuo PowerCore è completamente carico, gli indicatori LED si spegneranno.
Cuando tu PowerCore se encuentra completamente recargado, la luz LED se apaga.
Quando o PowerCore estiver , os indicadores LED desligam-se.
Когда PowerCore будет заряжен полностью, светодиодные индикаторы выключатся.
PowerCore充满电后，LED会熄灭。
عندما يتم شحن PowerCore بالكامل، ستطفئ مؤشرات LED.

To give your PowerCore the fastest, safest recharge, use an Anker® USB charger.

Um Ihren PowerCore mit der schnellsten und sichersten Ladung zu versorgen, verwenden Sie ein Anker® USB Ladegerät.
PowerCore本体を高速かつ安全に充電するために、Anker®製のUSB急速充電器をご使用ください。
Utilisez un chargeur USB Anker® afin de garantir une recharge sûre et rapide de votre PowerCore.
Per ricaricare il tuo PowerCore nel modo più rapido e sicuro, utilizza un caricatore USB Anker®.
Para recargar o seu PowerCore da forma mais rápida e segura, utilize um carregador USB Anker®.
Para cargar tu PowerCore de manera rápida y segura, usa un cargador USB Anker®.
Для наиболее быстрой и безопасной зарядки PowerCore рекомендуется использование зарядного USB-устройства Anker®.
为了给PowerCore最快的充电速度，请使用Anker®充电器。
لشحن PowerCore الخاص بك بأسرع وآمن إعادة شحن، استخدم شاحن USB Anker®

Specifications

Spezifikationen | 製品の仕様 | Spécifications | Specifiche | Especificaciones
Especificações | Технические характеристики | 产品参数 | المواصفات

Cell Capacity	13000 mAh / 47.19 Wh
Input	5 V ⎓ 2 A
Output	5 V ⎓ 3 A
Size	97 × 80 × 22 mm / 3.8 × 3.1 × 0.9 in
Weight	240 g / 8.5 oz

Note: Rated capacity is the minimum charge capacity after factoring energy loss while charging. Based on standard laboratory conditions, our rated capacity is more than 60% of total cell capacity, which is higher than average.

IMPORTANT SAFETY INSTRUCTIONS

- When using this product, basic precautions should always be followed, including the following:
- Read all the instructions before using the product.
- To reduce the risk of injury, close supervision is necessary when the product is used near children.
- Do not put fingers or hands into the product.
- Do not expose power bank to rain or snow.
- Use of a power supply or charger not recommended or sold by power pack manufacturer may result in a risk of fire or injury to persons.
- Do not use the power bank in excess of its output rating. Overload outputs above rating may result in a risk of fire or injury to persons.
- Do not use the power bank that is damaged or modified. Damaged or modified batteries may exhibit unpredictable behavior resulting in fire, explosion or risk of injury.
- Do not disassemble the power bank. Take it to a qualified service person when service or repair is required. Incorrect reassembly may result in a risk of fire or injury to persons.
- Do not expose a power pack to fire or excessive temperature. Exposure to fire or temperature above 100°C may cause explosion.

- Have servicing performed by a qualified repair person using only identical replacement parts. This will ensure that the safety of the product is maintained.
- Switch off the power bank when not in use.

SAVE THESE INSTRUCTIONS

FCC Statement

This device complies with Part 15 of the FCC Rules. Operation is subject to the following two conditions: (1) This device may not cause harmful interference, and (2) this device must accept any interference received, including interference that may cause undesired operation.

Warning: Changes or modifications not expressly approved by the party responsible for compliance could void the user's authority to operate the equipment.

Note: This equipment has been tested and found to comply with the limits for a Class B digital device, pursuant to Part 15 of the FCC Rules. These limits are designed to provide reasonable protection against harmful interference in a residential installation.

This equipment generates, uses, and can radiate radio frequency energy and, if not installed and used in accordance with the instructions, may cause harmful interference to radio communica-

For FAQs and more information, please visit:

anker.com/support

@Anker
@Anker Japan
@Anker Deutschland

@AnkerOfficial
@Anker_JP

@Anker

ANKER
POWER YOUR MOBILE LIFE

Product Number A1215 رقم المنتج
External Battery / Portable Charger
S100500796 . V09

tions. However, there is no guarantee that interference will not occur in a particular installation. If this equipment does cause harmful interference to radio or television reception, which can be determined by turning the equipment off and on, the user is encouraged to try to correct the interference by one or more of the following measures:
(1) Reorient or relocate the receiving antenna.
(2) Increase the separation between the equipment and receiver.
(3) Connect the equipment into an outlet on a circuit different from that to which the receiver is connected.
(4) Consult the dealer or an experienced radio / TV technician for help.

The following importer is the responsible party (for FCC matters only).
Company Name: Fantasia Trading LLC
Address: 9155 Archibald Avenue, Suite 202, Rancho Cucamonga, CA, 91730, US
Telephone: +1 (909) 484.1530
This device complies with Industry Canada license - ICES-003.
Operation is subject to the following two conditions: (1) This device may not cause interference, and (2) This device must accept any interference, including interference that may cause undesired operation of the device.
Le présent appareil est conforme aux CNR d'Industrie Canada applicables aux appareils radio exempts de licence. L'exploitation est autorisée aux deux conditions suivantes : (1) l'appareil ne doit pas

produire de brouillage, et (2) l'utilisateur de l'appareil doit accepter tout brouillage radioélectrique subi, même si le brouillage est susceptible d'en compromettre le fonctionnement.
This digital apparatus complies with CAN ICES-3(B)/NMB-3(B).

CAUTION RISK OF EXPLOSION IF BATTERY IS REPLACED BY AN INCORRECT TYPE. DISPOSE OF USED BATTERIES ACCORDING TO THE INSTRUCTIONS(when product contain battery)

Declaration of Conformity

Hereby, Anker Innovations Limited declares that the product type A1215 is in compliance with Directive 2014/30/EU & 2011/65/EU & 2001/95/EC
The full text of the EU declaration of conformity is available at the following internet address:
https://www.anker.com
Anker Technology (UK) Ltd
Suite B, Fairgate House, 205 Kings Road, Tyseley, Birmingham, B11 2AA, United Kingdom
Anker Innovations Limited
Room 1318-19, Hollywood Plaza, 610 Nathan Road, Mongkok, Kowloon, Hong Kong

Anker Innovations Deutschland GmbH
Georg-Muche-Strasse 3-5, 80807 Munich, Germany

GB Declaration of Conformity

Hereby, Anker Innovations Limited declares that the product type A1215 is in compliance with following Directives: Electromagnetic Compatibility Regulations 2016, The Restriction of the Use of Certain Hazardous Substances in Electrical and Electronic Equipment Regulations 2012. The full text of the GB declaration of conformity is available at the following internet address:
https://www.anker.com

Attention

Achtung | 注意 | Attention | Attenzione | Atención | Atenção
Внимание | 注意 | تحذيرات

To preserve battery lifespan, use and recharge at least once every 4 months.

Bitte verwenden und laden Sie den Akku mindestens alle 4 Monate um die Lebensdauer zu erhalten
バッテリーの寿命を長く保つために、少なくとも4ヶ月に一度使用および充電を行ってください
Pour préserver la durée de vie de la batterie, utilisez et rechargez-la au moins une fois tous les 4 mois
Per prolungare la vita della batteria, utilizzarla e ricaricarla almeno una volta ogni 4 mesi
Para prolongar la vida útil de la batería, usar y recargar al menos una vez cada 4 meses
Para preservar a vida útil da bateria, utilize e recarregue, pelo menos, uma vez a cada 4 meses.
Чтобы продлить срок службы аккумулятора, используйте и заряжайте его не менее одного раза в 4 месяца
为保证电池使用寿命，请每四个月至少使用并给产品充电一次
لتحافظ على عمر البطارية من المستحسن استخدامها وشحنها مرة واحدة على الأقل كل 4 أشهر

Use original or certified cables

Verwenden Sie originale oder zertifizierte Kabel
純正または認証されたケーブルをご使用ください
N'utiliser que des câbles originaux ou certifiés
Utilizzare cavi originali e/o certificati
Usar cables originales y/o certificados
Utilizar cabos originais ou certificados
Используйте исходные или сертифицированные кабели
使用原装或者通过认证的线材
استخدم كابلات أصلية أو معتمدة

Do not expose to liquids

Setzen Sie das Gerät keiner Flüssigkeiten aus
水分に触れないようにしてください
Ne pas exposer à des liquides | Evitare il contatto con liquidi
Evitar el contacto con líquidos | Não expor a líquidos
Не подвергайте воздействию влаги | 请勿接触液体
لا تعرضه للسوائل

Do not disassemble

Nehmen Sie das Gerät nicht auseinander
危険ですので分解しないでください | Ne pas désassembler
Non smontare | No desarmar | Não desmontar
Не разбирайте | 请勿拆卸 | لا تفكه بالكامل

Avoid dropping

Lassen Sie das Gerät nicht fallen
過度な衝撃を与えないでください
Ne pas faire tomber
Non far cadere
Evitar caídas
Evitar deixar cair
Избегайте падений
避免跌落产品
تجنب إسقاطه

Avoid extreme temperatures

Vermeiden Sie extreme Temperaturen
極端な温度下では使用しないでください
Éviter les températures extrêmes
Tenere lontano da temperature estreme
Mantener alejado de temperaturas extremas
Evitar temperaturas extremas
Избегайте воздействия экстремальных температур
避免在过高或过低温环境使用
تجنب الحرارة المرتفعة

Customer Service

Kundenservice | カスタマーサポート | Service Client | Servizio Clienti
Atención al Cliente | Serviço de Apoio ao Cliente
Обслуживание клиентов | 客服支持 | خدمة العملاء

18-month limited warranty

18 Monate beschränkte Herstellergarantie | 18ヶ月保証
Garantie limitée de 18 mois | Garanzia valida 18 mesi
Garantía limitada de 18 meses | 18 meses de garantía limitada
Ограниченная гарантия на 18 месяцев
18个月质保期 | مسلة 18 شهرا محدودا

Lifetime technical support

Lebenslanger technischer Support | テクニカルサポート
Support technique à vie | Assistenza post-vendita a vita
Asistencia técnica de por vida
Suporte técnico ao longo da vida útil do produto.
Техническая поддержка на весь срок эксплуатации
终身客服支持 | الدعم الفني مدى الحياة

support@anker.com

1-800-988-7973 | Mon-Fri 9:00-5:00 PST (US)
03-4455-7823 | Mon-Fri 9:00-17:00 (EJB)
069-9579-7960 | Mon-Fri 6:00-11:00 (DE)
01604-936200 | Mon-Fri 6:00-11:00 (UK)
400-0550-036 | Mon-Fri 9:00-17:30 (中国)