

kogan

4-in-1 Bluetooth Car Kit

KABLUHANDSFM

USER MANUAL



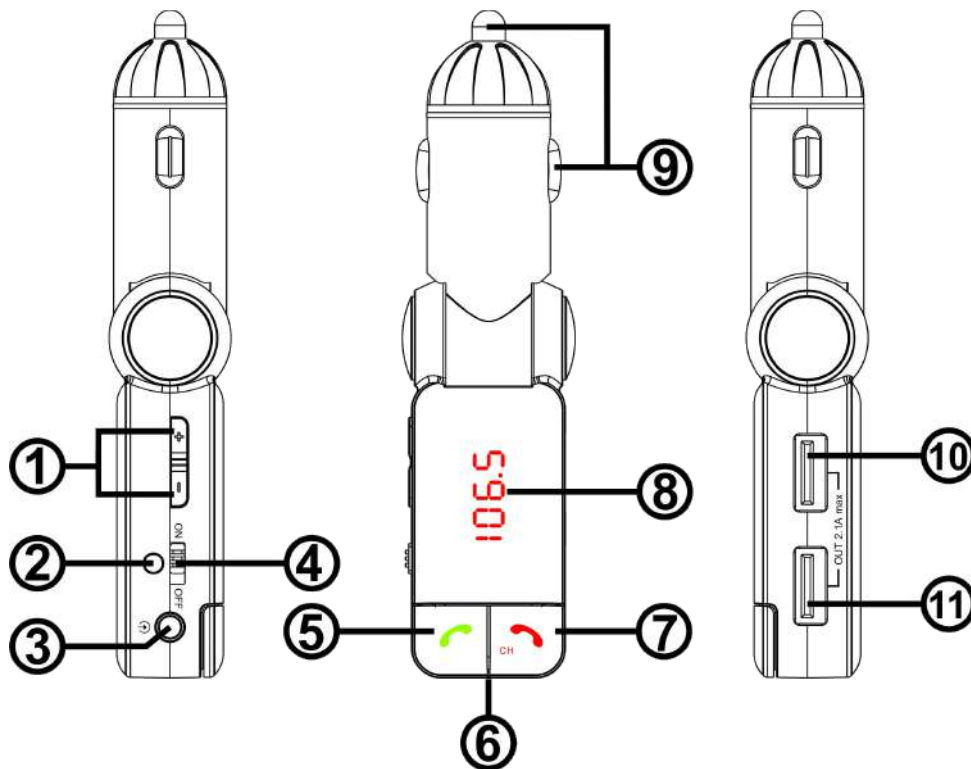
Please read this operating manual carefully before you use the product.

Introduction

This product is a special Bluetooth car charger that can switch the call to the hands-free state via the professional Bluetooth module, as long as the mobile phone is equipped with the Bluetooth function. When the call is finished, it will be switched to music play automatically. It can also send the music in your phone to your car radio wirelessly.

You can enjoy the music and answer calls in hand-free mode without refitting your car.

Product Layout



1. Volume up/down, CH+/-
2. Power Indicator Light
3. LINE input hole
4. Bluetooth Power Switch
5. Answer/Redial
6. Microphone
7. Hang Up/Reject Call/Switch to CH FM Mode
8. LED Display Window
9. Power Adaptor 9V-24V
10. USB Output 5V
11. USB Output 5V

Product Features

- Adjustable angle to suit all types of vehicles
- FM transmitter
- LED display window
- LINE audio input
- Independent Bluetooth start/shutdown button
- Answer/Hang up/reject/redial via Bluetooth
- Bluetooth stereo music playback
- Call Echo Cancellation and Noise Reduction technology
- Dual USB output voltage, provides power to other devices and the maximum output is 5V/2.1A
- Automatic memory function for power failure frequency point

Operation Instructions




Bluetooth Mode

1. Plug the unit into the car cigarette lighter socket and switch the power to ON. The unit will start up and the LED will display the frequency point once it is powered.
2. If your phone is connecting to the Bluetooth hands-free for the first time, pairing the units is required.
3. Enable the Bluetooth function on your phone while the Bluetooth hands-free is on, and look for "BC-06" in the device list on the phone.
4. Select "BC-06" and pairing will occur automatically. A prompt will sound once pairing has occurred.

Making a call

Dial the number by pressing the phone number under the connected state, and sound will be given out from the car audio.


Answering a call

If there is an incoming call under the connected state, press the  key to answer the call. Once the call has been answered, press  to switch between the mobile phone microphone and the unit microphone. Press  to hang up.



Callback

Press  twice while connected via Bluetooth to call back the last call.


Reject a call

For a call you do not want to answer, press  to reject while it is ringing. Playing music from your phone




Play Music from your Phone

This unit supports A2DP functionality, which allows you to play music from your phone. Music can then be transmitted to your car radio as an FM signal so you can enjoy high quality music. Press the  key to play/pause, and press  for the next/last song. (Note: some phones with less advanced operating systems may not support this function).

Audio Input Mode

Insert the attached line-in cable with one end inserted to the sound source, and the other end to the product audio hole. Press  to turn up/down the volume, or hold to turn the volume up/down quickly.

FM Adjustment

Press and hold  to enter frequency selection state. The frequency on the LED window will flash. Press  to increase/decrease the frequency, or press and hold  to increase/decrease the frequency quickly. Frequency is adjustable within 87.5 ~ 108MHZ.

Power-off Memory

Whenever the unit is powered off, the system will memorise the previously set FM frequency and the Bluetooth connection in order to facilitate future usage.

Technical Parameters

Rated working voltage	12V
Limited working voltage	9 ~ 26V
USB output	5V / 2.1A
Working temperature	0 ~ 50C
SNR	>60dB
Degree of distortion	<0.1%
Frequency response	20Hz ~ 15Khz
Resolution of right and left channel	>60dB
Bluetooth version	Version 2.1+EDR
Bluetooth sound processing	A2DP (Advance Audio Distribution Profile) function supported
Bluetooth transmission distance	10M
Effective distance of Bluetooth microphone	0.5 ~ 2M
FM frequency	87.5 ~ 108Mhz
FM mode	Stereo digital PLL frequency locking

Notes

- This product contains dual USB outputs. It can charge two devices at the same time with the maximum output of 5V/2.1A.
- Once booted, the product will connect automatically with the phone via bluetooth. If you insert the LINE connection after the bluetooth connection, the LINE mode will function.
- Never turn the volume to be too loud (generally at 28 or below) when FM is working so as to avoid sound distortion. Please adjust the sound volume through the car audio.
- A built-in antenna is provided for the product, so please avoid using the broadcasting station frequency that is with strong signal so as to get better sound effect.
- The method to operate Bluetooth may differ due to the difference of phones.
- Some phones may not support automatic reconnection after being disconnected from the Bluetooth. If so, please connect them manually by hand.
- This product is compatible with more than 95% phones on the market but some are still incompatible. Please pay attention to it when purchasing our product.
- The volume should set to a reasonable level during the call to avoid affecting the other persons call quality due to echo playback.
- Do not use this product in high temperatures or in locations with dust or moisture.
- Avoid dropping the product to prevent damage to the surface or the body.
- The Bluetooth of this product supports background play. If there is a prompt tone when playing music with LINE function, it will be automatically switched to the Bluetooth mode. To return to LINE function, please pull and plug the LINE in again.

If you have any further questions or concerns, please contact the Kogan.com customer support team.