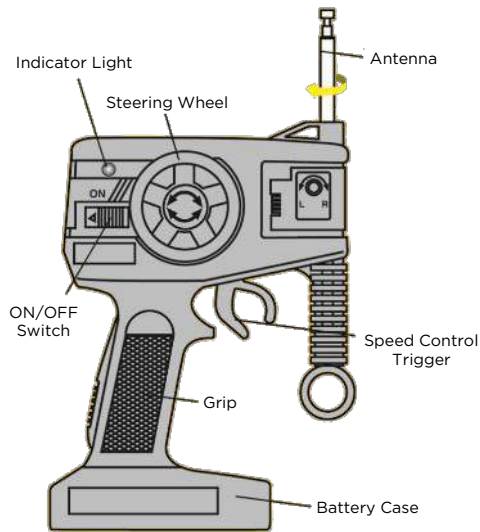


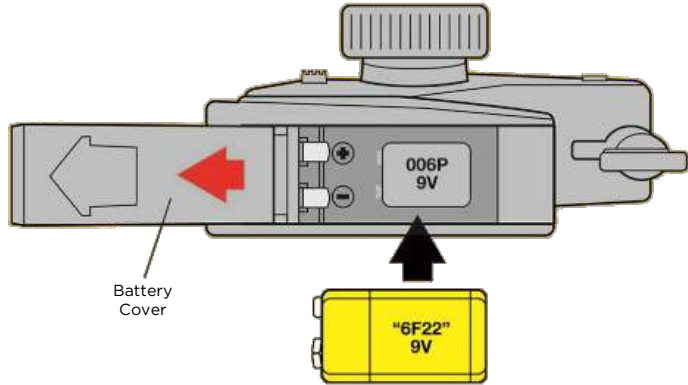
# kogan

## 4WD Remote Control Drift Racing Car KARCTCARDRA Quick Start Guide

### Remote Control



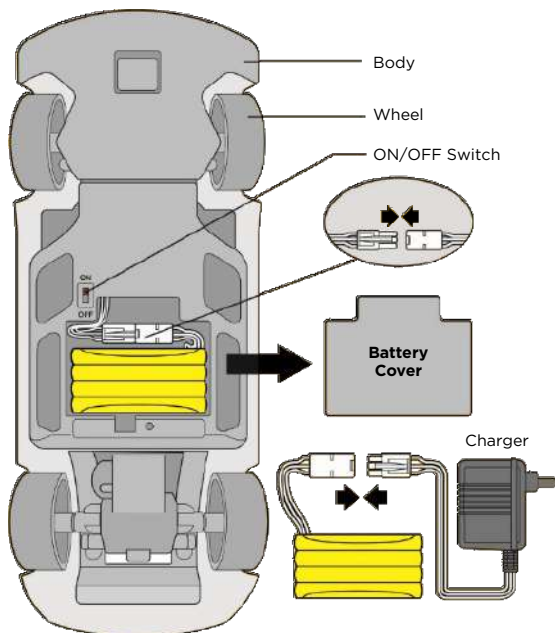
Bottom View of Controller



#### Transmitter Battery Installation

- Slide battery cover in direction of arrow.
- Insert batteries, ensuring the +/- polarities match up.
- Close the battery compartment.

### Car Layout



#### Recharging Instruction

- Connect the battery back to the charger as shown.
- Allow unit to fully charge, which should take 4-6 hours.
- The car will function at full speed for 6-8 minutes after a full charge.