



LUXURY RECLINING CAMPING CHAIR

KDLRECLSMKA

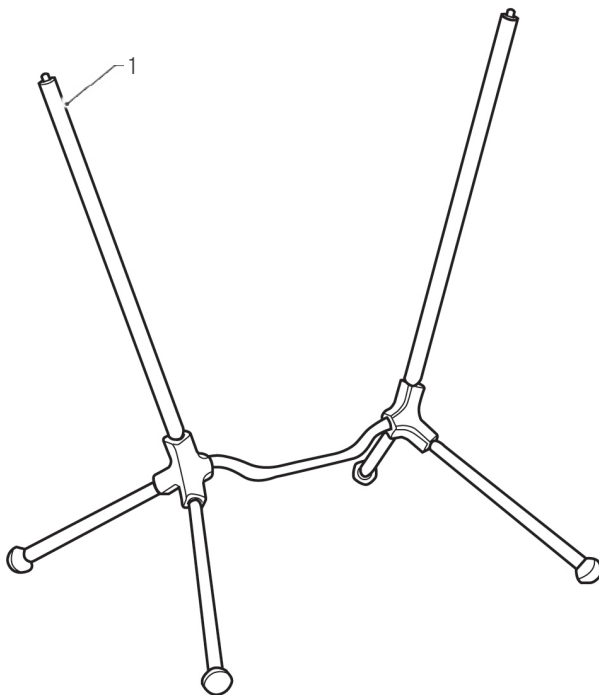
COMPONENTS

- Carry Case x1
- Chair Frame x1
- Seat x1

ASSEMBLY

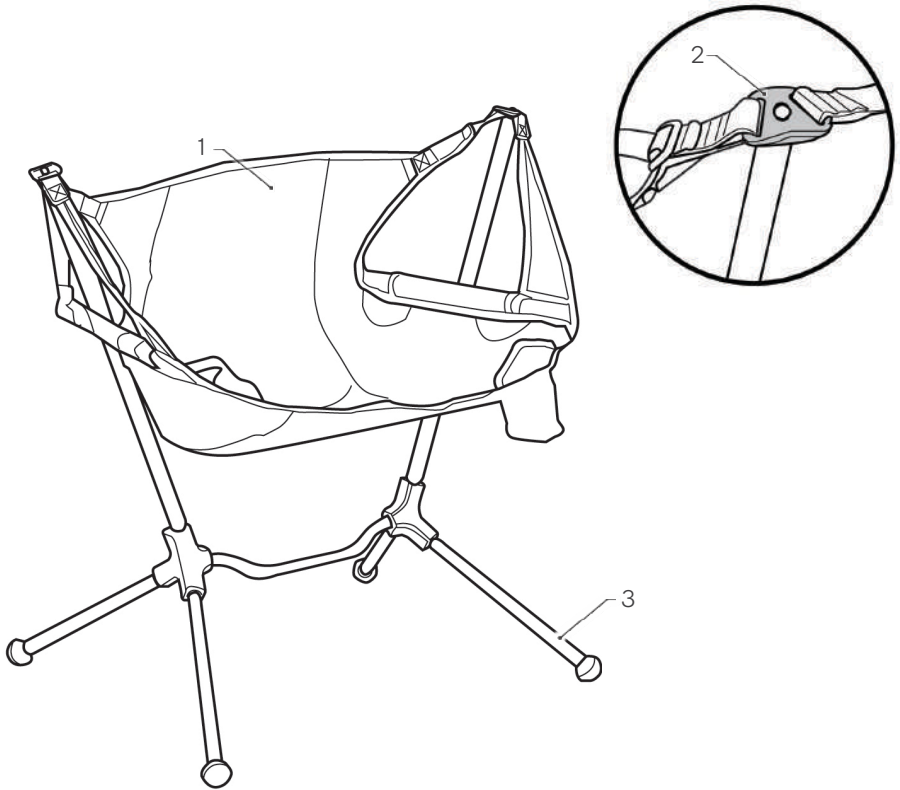
Step 1

- Remove all components from the carry case.
- Unfold the chair frame **(1)** and click the legs into position.
- Place the chair frame on the floor.



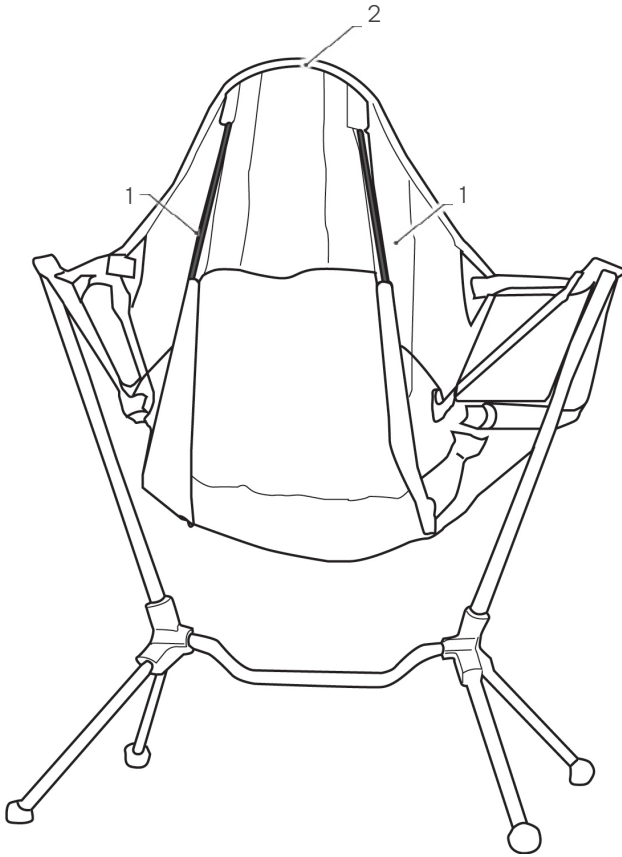
Step 2

- Unfold the seat (1).
- Attach the seat buckles (2) to the top of the chair frame (3).



Step 3

Insert the upper support poles (1) into the slots on the rear of the seat headrest (2).



SPECIFICATIONS

Chair Dimensions 118 x 64 x 79cm

Weight 3.2 Kg

Maximum Weight Capacity 136 Kg

Need more information?

We hope that this user guide has given you the assistance needed for a simple set-up. For the most up-to-date guide for your product, as well as any additional assistance you may require, head online to **help.kogan.com**

kogan.com