



WARRANTY

- Your product is guaranteed by us for 2 years from your original date of purchase. If you want to extend your warranty for one more year, please do not hesitate to contact us.
- Become a MegaWise member and get access to exclusive benefits, such as updates about the latest MegaWise products.

1. Share your experience by leaving an honest review.


☆☆☆☆

Please leave a review with accompanying photos or a video would be greatly appreciated!

Add photos/video Submit

2. CONTACT US

Please scan the QR-code to start chatting (Live chat).



SCAN ME or visit: m.me/MegaWiseUSA

<http://megawise.com/warranty>

Thank you for choosing this product. In order to understand how to properly use this product, please read this instruction manual carefully before using the product, and retain it for future use. In the event that you need assistance using the appliance, please contact our customer service.

1 CAUTIONS

CAUTIONS

- Please don't shake the appliance or drop the appliance from a high place so as not to cause damage to it.
- Indoor use only, the product should not be used under direct sunlight or in rainy conditions.
- Avoid blocking the air intake and the outlet openings.
- Please unplug the appliance from the mains if it is not used for a long time.
- Disassembly of the product should only be done by a trained technician.

CONTROL PANEL



Press the button to switch between:

- High Speed
- Low Speed
- Off

Hold the button for 4 seconds to turn on/off the night light.

POWER SUPPLY 2

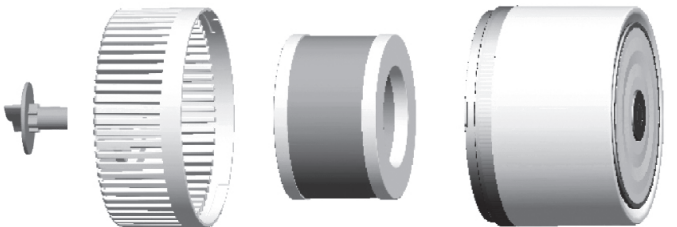
POWER SUPPLY

Connect adaptor to the appliance and then plug into power supply.

PRODUCT FEATURER

- Portable.
- Silent and easy to operate.
- Low power consumption.

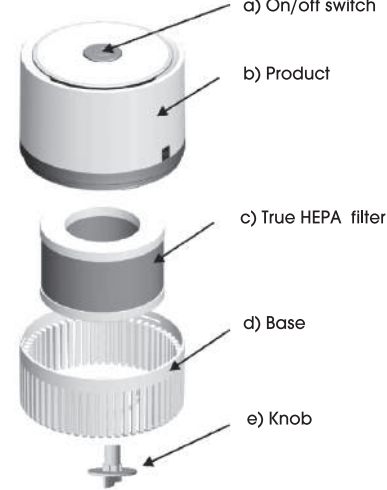
AIR PURIFICATION SYSTEM



3 PARTS DIAGRAM

PARTS DIAGRAM

- On/off switch
- Main housing.
- True HEPA filter removes dust, pollen, floating particles, hairs, etc.
- The base helps preserve the life of the True HEPA filter.
- Knob locks the base to the main unit.



MAINTAINENCE & REPAIR 4

MAINTAINENCE & REPAIR



- Rotate the knob anticlockwise and pull it out, then remove the base, take out True Hepa filter to clean or replace with new one.
- Re-assemble the product in a clockwise fashion.

5 FAQs

FAQs

Problem	Possible cause	Necessary action
The product doesn't work	Power is not properly supplied or front cover is loose.	Make sure to use the correct power supply.
Odor can't be removed	Filter is exhausted.	Clean or replace it with a new one.

PRODUCT SPECIFICATIONS

Work voltage _____ DC 12V

Rated power _____ 8W

True HEPA filter efficiency _____ 99.97%

WARRANTY & DISPOSAL 6

WARRANTY & DISPOSAL

Warranty
The guarantee period is 2 years from date of purchase. Proof of purchase required.


Disposal
The appliance must be disposed of properly. The appliance can be disposed of free of charge for at electrical dealers.

This appliance can be used by children aged from 8 years and above and persons with reduced physical sensory or mental capabilities or lack of experience and knowledge if they have been given supervision or instruction concerning use of the appliance in a safe way and understand the hazards involved. Children shall not play with the appliance. Cleaning and user maintenance shall not be made by children without supervision. Please make sure to place the appliance on a suitable and waterproof surface, so that spilled liquids can not cause damage.

CUSTOMER SERVICE

Our customer service team is standing by to assist you if you have any questions or concerns.

Please scan QR-code to start chatting instantly:



Scan QR-c ode & Start Chatting

USE YOUR PHONE CAMERA SCAN ME or visit: m.me/MegaWiseUSA

24/7 LIVE CHAT SUPPORT

m.me/MegaWiseUSA
support@megawise.com
megawise.com

