


MONSTER®

VERTEX

SURGE PROTECTOR



USER MANUAL

Models: 2MNAC0964B0L2, 2MNAC0964W0L2



POWER SWITCH

DETACHABLE MAGNETIC MOUNT

Includes magnetic plate and 3M™ sticker allowing hub to be mounted to most surfaces

INDICATOR LIGHTS

Shows protection is active & properly grounded

SILICONE BASE


Provides additional base stability

6 AC

2 USB-A PORTS (2.4 AMP)

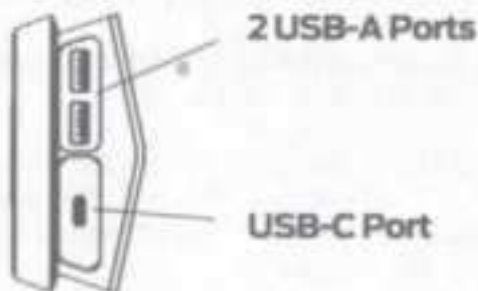
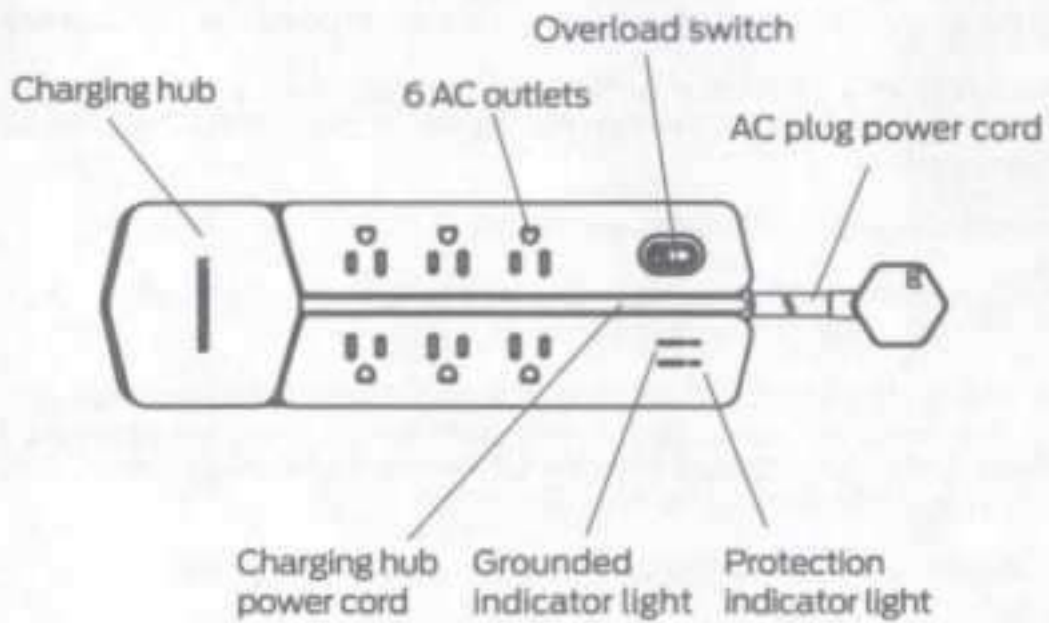
1 USB-C PORT (20W)

FAST CHARGE POWER DELIVERY



PRODUCT SPECIFICATIONS

AC	125VAC 15A 60Hz 1875W
USB	125VAC 60Hz 0.8A Max
USB	USB-A: 5V = 2.4Ax2(Auto)
	USB-C: 5V = 3A, 9V = 2.22A, 12V = 1.67A
	USB Output power: 32W(Total)

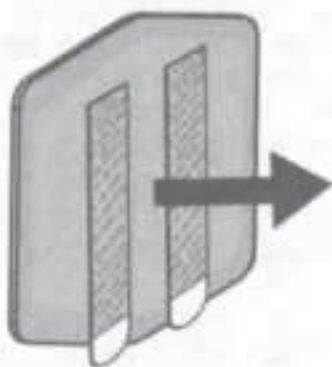


ATTACHING THE METAL PLATE



STEP 1.

CLEAN WALL WITH RUBBING ALCOHOL. DO NOT USE HOUSEHOLD CLEANERS.



STEP 2.

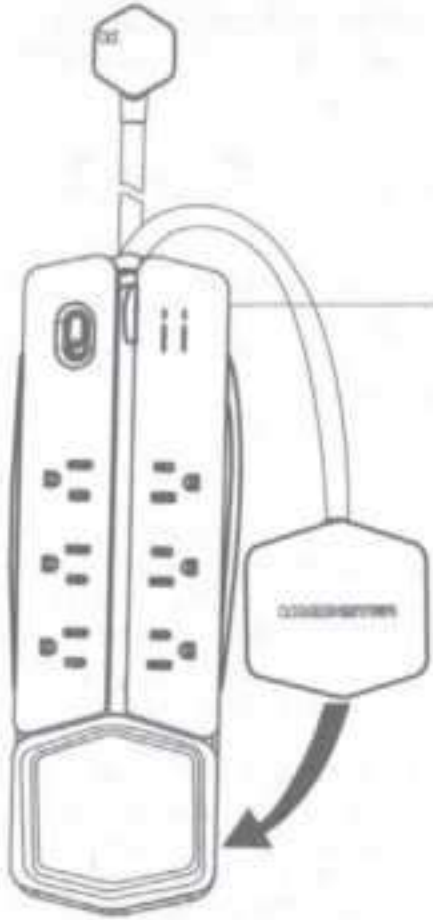
AFTER THE WALL IS CLEAN AND DRY, REMOVE LINING FROM 3M™ STICKER AND PRESS METAL PLATE TO WALL OR DESK FIRMLY FOR 30 SECONDS.



(*WARNING: ADHESIVE MAY BECOME PERMANENT OVER TIME)

CAUTION
DO NOT HANG OVER BEDS OR ON WALLPAPER. USE INDOORS 50°-105°F.

USB POWER CORD STORAGE INSTRUCTIONS



SOCKET MAIN BODY
WINDING GROOVE

THE USB POWER CORD IS
STORED ON THE MAIN BODY
OF THE POWER STRIP



THE CHARGING HUB
IS ATTACHED IN
THE FIXED GROOVE
OF THE POWER STRIP

SURGE PROTECTOR INSTRUCTIONS

1. Set the power switch to the "OFF" position. Plug the surge protector into a standard grounding wall receptacle by fully inserting the plug and ensure that there are no exposed conductors.
2. Make sure electronic equipment is turned off before plugging into the surge protector outlets. Do not use extension cords to connect equipment to the surge protector.
3. Set the power switch to the "ON" position. The surge protector will now be providing power and surge protection.
4. Connected equipment can now be turned on.

Surge Protector — Lifetime Warranty

Lifeworks Technology Group, LLC warrants this surge protector to be free of defects in workmanship and/or materials for the life* of the surge protector. If such a defect should arise during the life of the surge protector, Lifeworks Technology Group, LLC will, at its option, either repair or replace the surge protector without charge. This warranty does not cover damage caused by lightning, accident, misuse or alterations to the surge protector.

* This surge protector, like all surge protectors, has a finite lifespan. Even under normal circumstances and in the absence of defects, the product's life will expire when the surge protector's component capacity has been exceeded, thereby ceasing to provide protection from surges. In this event, the Lifetime Warranty is no longer valid and the surge protector should be replaced.

Warranty Replacement Procedure

1. Call Lifeworks Technology Group, LLC Customer Information Center at 877-543-3540 to get a Return Authorization Number (RA#), shipping instructions and a prepaid return address label.
2. After you have received the prepaid return address label, return the Lifeworks Technology Group, LLC surge protector, freight prepaid, to Lifeworks Technology Group, LLC surge protectors returned to Lifeworks Technology Group, LLC must have an RA# included in the mailing address to be accepted.
3. The original purchaser will be asked to send the surge protector, a copy of the sales receipt for the product, your name, address, phone number and a description of the problem.

Connected Equipment Warranty

**Equipment Replacement Guarantee for 2MNAC0964B0L2,
2MNAC0964W0L2**

Maximum Warranty Amount: \$200,000 (USD)

NOTE: This device is not a lightning arrestor, so it will not afford protection when lightning strikes nearby power line, the house, service entrance or antenna. The Warranty is void if a power disturbance damages your

equipment through the coax, phone or network lines. Lifeworks Technology Group, LLC will pay up to the maximum warranty amount offered for the surge protector purchased to repair or replace up to an amount equal to the fair market value or the original purchase price, whichever is less, of your electronics equipment, if damaged by a transient surge (except those caused by direct lightning), within the life* of the surge protector, while properly and directly connected to this surge protector.

Lifeworks Technology Group, LLC DISCLAIMS AND ASSUMES NO LIABILITY FOR ANY OTHER INCIDENTAL OR CONSEQUENTIAL DAMAGES, INCLUDING BUT NOT LIMITED TO LOSS OR DAMAGE TO SOFTWARE OR DATA OR DAMAGES OR COSTS ASSOCIATED WITH BUSINESS INTERRUPTION OR OTHER DAMAGES DUE TO LOSS OR DAMAGE TO EQUIPMENT, SOFTWARE OR DATA. Some states do not allow the exclusion or limitation of incidental or consequential damages, so the above limitation or exclusion may not apply to you. This warranty gives you specific legal rights, and you may also have other rights that may vary from state to state.

Lifeworks Technology Group, LLC reserves the right to negotiate the cost of repairs. If Lifeworks Technology Group, LLC determines, in its sole discretion, that it is impractical to ship the damaged equipment to Lifeworks Technology Group, LLC, Lifeworks Technology Group, LLC may designate, in its sole discretion, an equipment repair facility to inspect and estimate the cost to repair such equipment. The cost, if any, of shipping the equipment to and from such repair facility and of such estimate shall be borne solely by the purchaser. Damaged equipment must remain available for inspection until the claim is finalized. Whenever claims are settled, Lifeworks Technology Group, LLC reserves the right to be subrogated under any existing insurance policies the claimant may have.

There are no other warranties, express or implied, except as required by law. Implied warranties required by law include the implied warranty of condition of quality, merchantability, and fitness for a particular purpose, and such implied warranties, if any, are limited in duration to the term of this warranty.

To qualify for a connected equipment warranty:

1. All connected equipment must be UL and/or CSA approved.
2. The Lifeworks Technology Group, LLC surge protector must be plugged into properly wired and grounded outlets, no extension cords, adapters, other ground wires, or electrical connectors may be used, with the sole exception of other standard Lifeworks Technology Group, LLC 120 volt products approved for that use. The installation must comply with all applicable electrical and safety codes set forth pursuant to the National Electrical Code (NEC.)
3. Any claim under the warranty policy must be made within 15 days of the date of the alleged damage to the connected equipment. For connected equipment coverage, the following conditions must be satisfied:
 - A) All equipment eligible for warranty coverage must be plugged directly into the Lifeworks Technology Group, LLC surge protector. Equipment connected to the protected equipment, but not plugged directly into the surge protector will not be covered.
 - B) The equipment must have been damaged by a covered power disturbance that passed through the Lifeworks Technology Group, LLC surge protector.
 - C) The Lifeworks Technology Group, LLC surge protector must be damaged from the power disturbance.
 - D) The Lifeworks Technology Group, LLC surge protector's protection capacity must not have been exceeded.

- E) All connected equipment must be safety certified by a Nationally Recognized Testing Laboratory.
 - F) The installation must comply with all applicable electrical and safety codes set forth pursuant to the National Electrical Code (NEC).
 - G) Not valid if improperly installed, tampered with, if used extension cords, if used 3 prong adapter, daisy chained, other surge protectors involved, etc.
4. This warranty is secondary to any existing coverage of any connected equipment, including but not limited to, any manufacturer's warranty, extended warranties, or insurance coverage.
 5. Warrants original purchaser only.
 6. Lifeworks Technology Group, LLC reserves the right to inspect equipment, surge protector and site.
 7. Customer pays for inspection costs.
 8. Covered only if disturbance was through the AC line.
 9. Lightning strike not covered.
 10. Fair market value of connected equipment or purchase price.
 11. No consequential damages. No data recovery coverage. Valid only in the US.
 12. Must provide information at time of claim, such as: serial #, receipt, date of occurrence, photos, where purchased, when purchased, list of equipment damaged, etc.

Connected equipment claim procedure:

To make a claim: Call Technical Support: 877-543-3540 or visit our Website: <http://www.monster-power.com/warranty>

Lifeworks Technology Group, LLC will determine whether the damage to your equipment is covered by this warranty policy. If you are covered, a claims adjuster will contact you and Lifeworks Technology Group, LLC will do one of the following at its own discretion:

- a) Authorize a service center to repair damaged equipment.
- b) Replace damaged equipment with equivalent or better.
- c) Reimburse customer the fair market value of the damaged equipment.
- d) Reimburse customer the initial purchase price of the damaged equipment (customer to provide dated bill of sale).

Lifeworks Technology Group, LLC retains the right to determine whether the damage to the connected equipment is due to Lifeworks Technology Group, LLC surge protector failure by requesting that damaged equipment be sent to Lifeworks Technology Group, LLC for inspection.

Customer Service: 877-543-3540

The M Monster logo, and Powered by Monster are trademarks or registered trademarks used under license of Monster, Inc.

©2021 All rights reserved. Manufactured, marketed and distributed by Lifeworks Technology Group, LLC. under license.

Made in China

FCC Statement

This device complies with part 15 of the FCC Rules. Operation is subject to the following two conditions:

- (1) This device may not cause harmful interference, and
- (2) this device must accept any interference received, including interference that may cause undesired operation.

NOTE: This equipment has been tested and found to comply with the limits for a wireless power charger, pursuant to Part 15 of the FCC Rules. These limits are designed to provide reasonable protection against harmful interference in a residential installation. This equipment generates, uses and can radiate radio frequency energy and, if not installed and used in accordance with the instructions, may cause harmful interference to radio communications. However, there is no guarantee that interference will not occur in a particular installation. If this equipment does cause harmful interference to radio or television reception, which can be determined by turning the equipment off and on, the user is encouraged to try to correct the interference by one or more of the following measures:

- Reorient or relocate the receiving antenna.
- Increase the separation between the equipment and receiver.
- Connect the equipment into an outlet on a circuit different from that to which the receiver is connected.
- Consult the dealer or an experienced radio/TV technician for help.

CAUTION: Changes or modifications not expressly approved by the party responsible for compliance could void the user's authority to operate the product.

This equipment complies with FCC radiation exposure limits set forth for an uncontrolled environment. This equipment should be installed and operated with minimum distance 20cm between the radiator and your body. This transmitter must not be co-located or operating in conjunction with any other antenna or transmitter.

CAUTION

DANGER : ELECTRICAL CORDS CAN BE HAZARDOUS
Misuse Can Result In FIRE or DEATH by ELECTRICAL SHOCK
Please Read Carefully and FOLLOW ALL Directions DURING USE

- DO NOT USE WHEN WET.
 - DO NOT MOUNT OR SUPPORT CORD SET OR STRINGS IN A MANNER THAT CAN CUT OR DAMAGE WIRE INSULATION.
 - KEEP CHILDREN AND PETS AWAY FROM CORD.
 - DO NOT PLUG ONE EXTENSION CORD INTO ANOTHER.
 - AVOID OVERHEATING.
 - DO NOT DRIVE, DRAG OR PLACE OBJECTS OVER CORDS.
 - DO NOT WALK ON CORD
 - ADHESIVE STICKER MAXIMUM WEIGHT LIMIT: 2LBS.
-
- GRASP PLUG TO REMOVE FROM OUTLET.
 - ALWAYS STORE CORD INDOORS.
 - ALWAYS UNPLUG WHEN NOT IN USE.
 - DO NOT UNPLUG BY PULLING ON CORD.
 - INSPECT THOROUGHLY BEFORE EACH USE. DO NOT USE IF DAMAGED.
 - DO NOT RUN THROUGH DOORWAYS, HOLES IN CEILINGS, WALLS OR FLOORS.
 - FULLY INSERT PLUG INTO OUTLET.
 - DO NOT REMOVE, BEND OR MODIFY ANY METAL PRONGS OR PINS OF CORD.
 - DO NOT USE EXCESSIVE FORCE TO MAKE CONNECTIONS.
 - DO NOT CONNECT A THREE-PRONG PLUG TO A TWO-HOLE CORD.

THIS IS A POLARIZED CORD



⚠ WARNING

RISK OF ELECTRIC SHOCK

- DO NOT USE IN WET LOCATIONS
- KEEP CHILDREN AWAY
- USE INDOORS ONLY
- FULLY INSERT PLUG

RISK OF FIRE

- DO NOT EXCEED ELECTRICAL RATINGS
- NOT FOR USE WITH
 - AQUARIUMS OR OTHER WATER-RELATED PRODUCTS
 - GENERATORS AND POWER INVERTERS
 - MEDICAL LIFE-SUPPORT PRODUCTS

