English

USER MANUAL

Mechanical Keyboard

English
Deutsch
日本語

INTRODUCTION

English

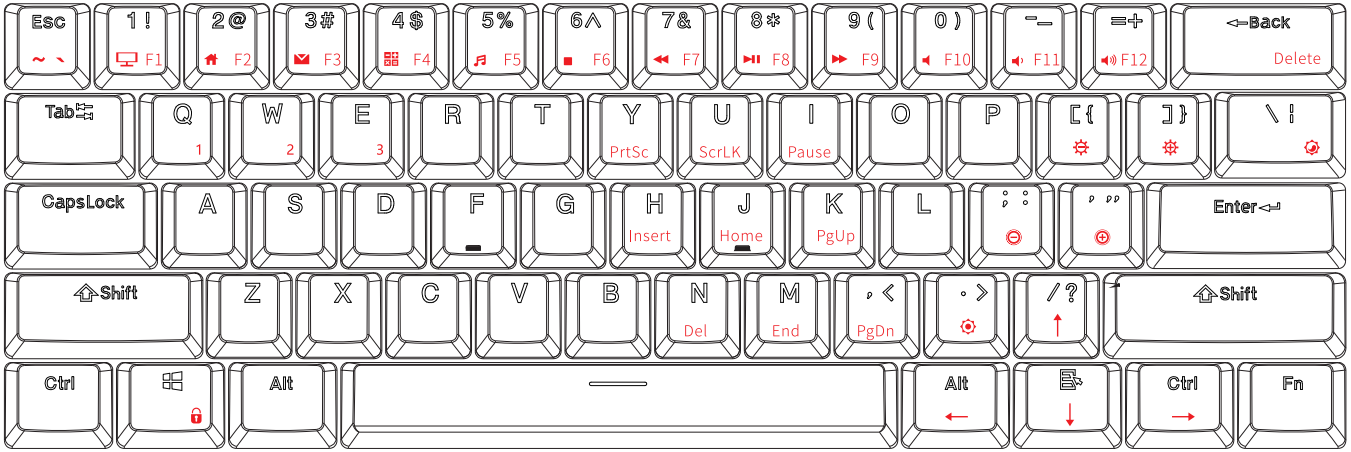
Esc ~ `
1 ! F1
2 @ F2
3 # F3
4 $ F4
5 % F5
6 ^ F6
7 & F7
8 * F8
9 (F9
0) F10
- _ F11
= + F12
Back Delete
Tab
Q 1
W 2
E 3
R
T
Y PrtSc
U ScrLK
I Pause
O
P
[{
] }
\ |
CapsLock
A
S
D
F
G
H Insert
J Home
K PgUp
L
; :
' "
Enter
Shift
Z
X
C
V
B
N Del
M End
, < PgDn
. >
/ ?
Shift
Ctrl
Alt
Alt
Ctrl
Fn

Keyboard

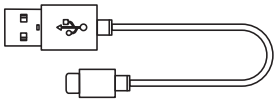

Type-C Cable

RK ROYAL KLUDGE
USER MANUAL
Mechanical Wireless Keyboard

User Manual

Size	289(L)x103(W)x39(H)±2 mm
Layoyt	61Key
Backlight	Led
Switch	Mechanical switch

WIRED MODE &

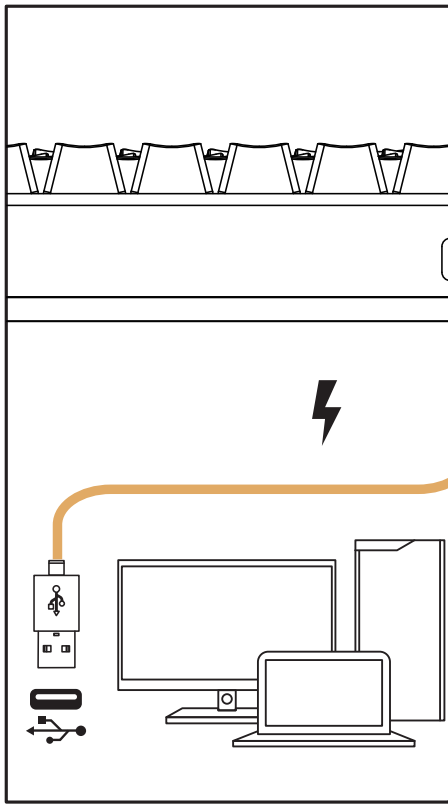

CHARGING

English

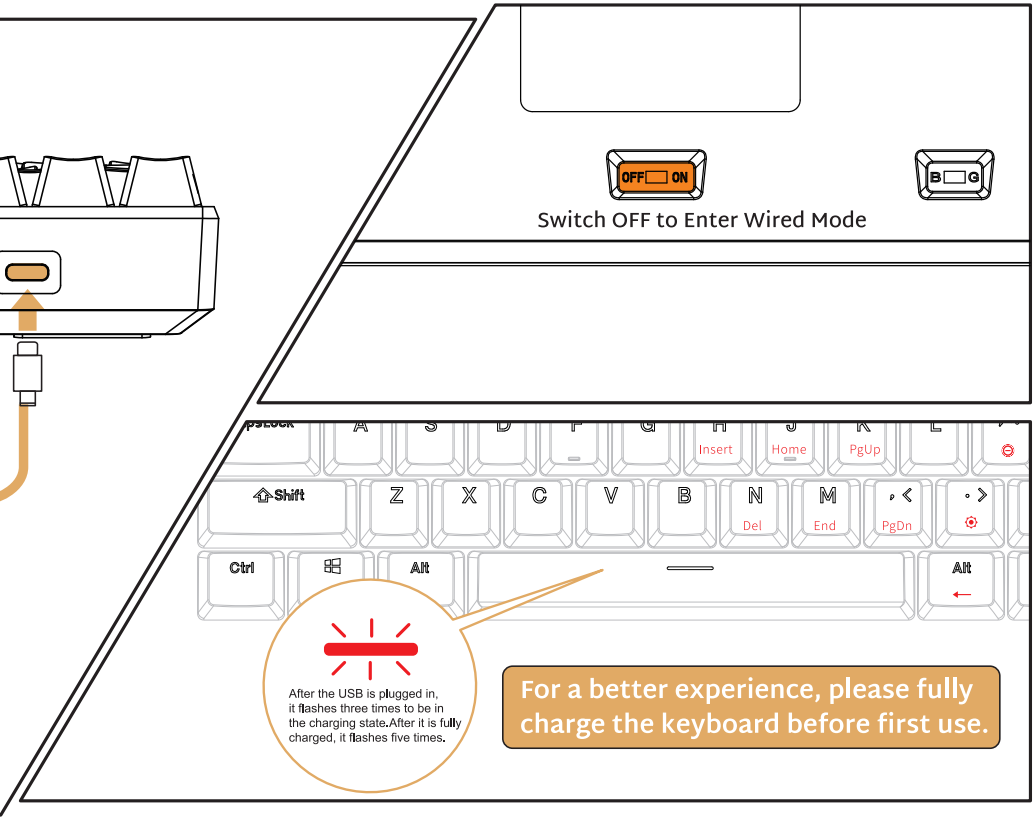
OFF ON
B G
Ctrl
Alt
Shift

Switch OFF to Enter Wired Mode

After the USB is plugged in, it flashes three times to be in the charging state.After it is fully charged, it flashes five times.

For a better experience, please fully charge the keyboard before first use.

WIRELESS MODES

BT Connection

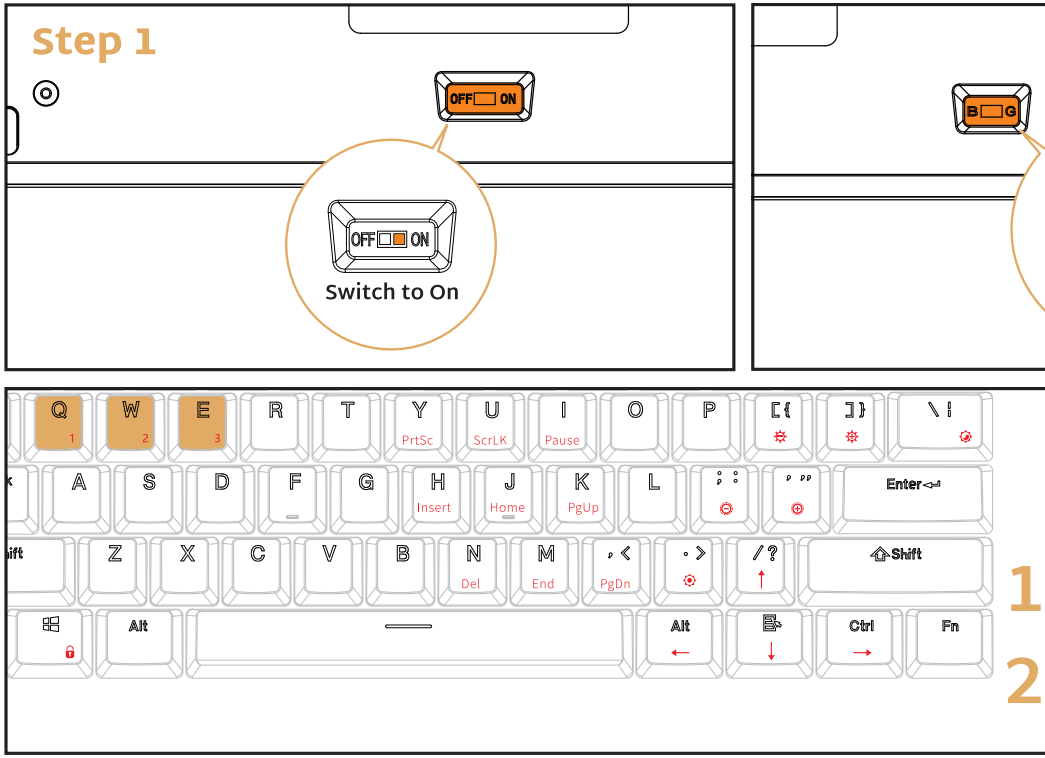
OFF ON
B G
Q 1
W 2
E 3
Fn
1
2

Step 1

Switch to On

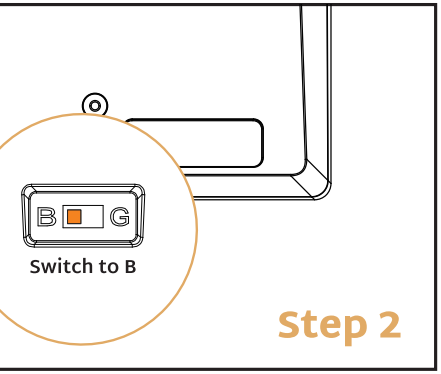
B
G
Switch to B
Step 2

SHORT PRESS
Fn+Q/W/E/ to Switch

LONG PRESS
Fn+Q/W/E/ to Enter

WIRELESS MODES

2.4Ghz Connection

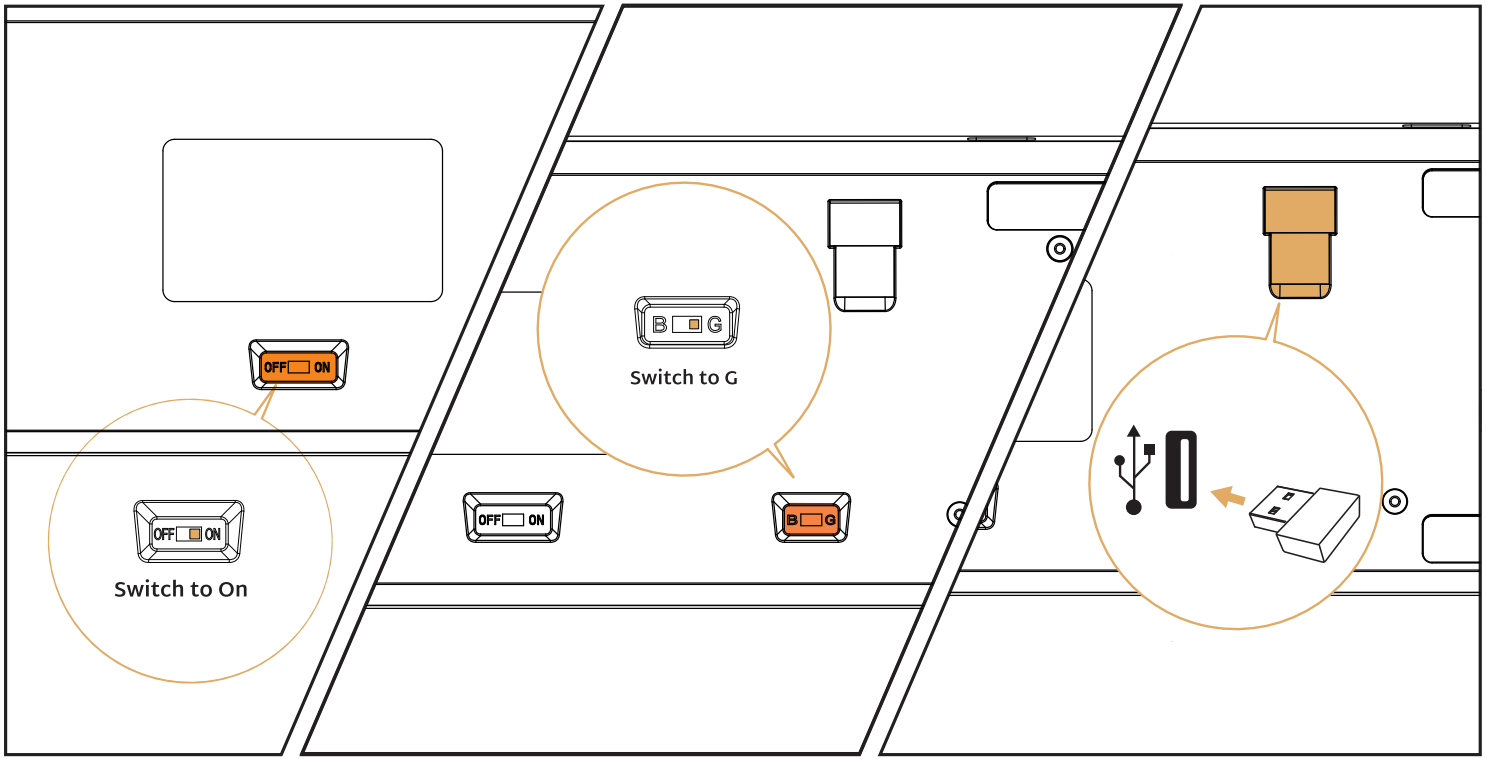
OFF ON
OFF ON
Switch to On
B G
Switch to G
OFF ON
B G

BACKLIGHT CONTROL

English


Esc
1 !
2 @
3 #
4 $
5 %
6 ^
7 &
8 *
9 (
0)
- _
= +
Back
Tab
Q
W
E
R
T
Y
U
I
O
P
[{
] }
\ |
CapsLock
A
S
D
F
G
H
J
K
L
; :
' "
Enter
Shift
Z
X
C
V
B
N
M
, <
. >
/ ?
Shift
Ctrl
Alt
Alt
Ctrl
Fn

Fn + \ | Switch Backlight Mode

Fn +] } Backlight Brightness +

Fn + [{ Backlight Brightness -

Fn + . > Switch Backlight Color
(Only for RGB Version)

Fn + ' " Backlight Speed +

Fn + ; : Backlight Speed -

SPECIAL FUNCTION KI

Fn + Y PrtSc

Fn + I Pause

Fn + U ScrLK

Fn + H Insert

Function Key Switch

Press **Fn** + **Enter** Enter Arrow Keys Func

Press **Fn** + **Enter** Again Quit Arrow Keys

EYS

English

Fn + J Home

Fn + N Del

Fn + , < PgDn

Fn + K PgUp

Fn + M End

Fn + ←Back Del

tion

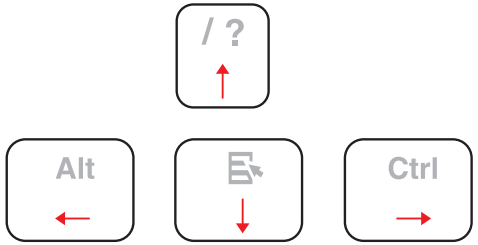

Function

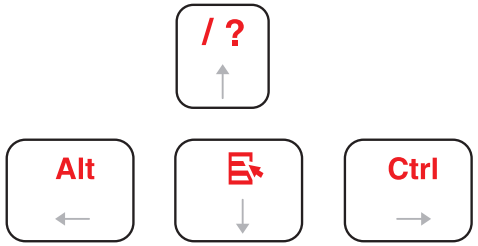

MULTIMEDIA KEY FOR WINODWS

In Windows mode **FN** + **A**: switch In Windows system

Fn + 1 F1

Fn + 2 F2

Fn + 3 F3

Fn + 4 F4

Fn + 5 F5

Fn + 6 F6

Fn + 7 F7

Fn + 8 F8

Fn + 9 F9

Fn + 0 F10

Fn + −_ F11

Fn + =+ F12

MULTIMEDIA KEY FOR WINODWS

Windows System **FN + A**: switch to Windows system
FN + Left Ctrl (The primary key function and the second function of the composite key are interchanged)

Fn + F1	Computer
Fn + F2	Browser
Fn + F3	Mailbox
Fn + F4	Calculator
Fn + F5	Player
Fn + F6	Stop
Fn + F7	Last Song
Fn + F8	Play / Pause
Fn + F9	Next Song
Fn + F10	Mute
Fn + F11	Volume-
Fn + F12	Volume+

MULTIMEDIA KEY FOR MAC

English

MAC System **FN + S**: switch to MAC system
FN + Left Ctrl (The primary key function and the second function of the composite key are interchanged)

Fn + F7 ⏪ Last Song
Fn + F8 ⏯ Play / Pause
Fn + F9 ⏩ Next Song
Fn + F10 🔈 Mute
Fn + F11 🔉 Volume-
Fn + F12 🔊 Volume+

SYSTEM REQUIREMENTS

BT Mode

- **Device With Bluetooth 3.0 or later**
- **PC:** Windows 7 or Later
- **Mac:** macOS X 10.6 Snow Leopard or Later
- **iOS:** All iPads / iPhone 5 or Later
- **Android:** 5.0 Lollipop or Later

Wired / 2.4Ghz Mode

- **Computer With Available USB port**
- **PC:** Windows 7 or Later
- **Mac:** macOS X 10.6 Snow Leopard or Later

English

Have an issue with one of our RK products?

Feel free to contact us with any product issues or questions.
We will reply as quickly as possible to ensure all your needs are handled.
Please contact the seller

RK ROYAL KLUDGE