




USER MANUAL

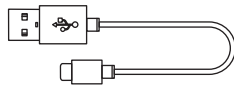
Mechanical Keyboard

INTRODUCTION

English



Keyboard



Type-C Cable

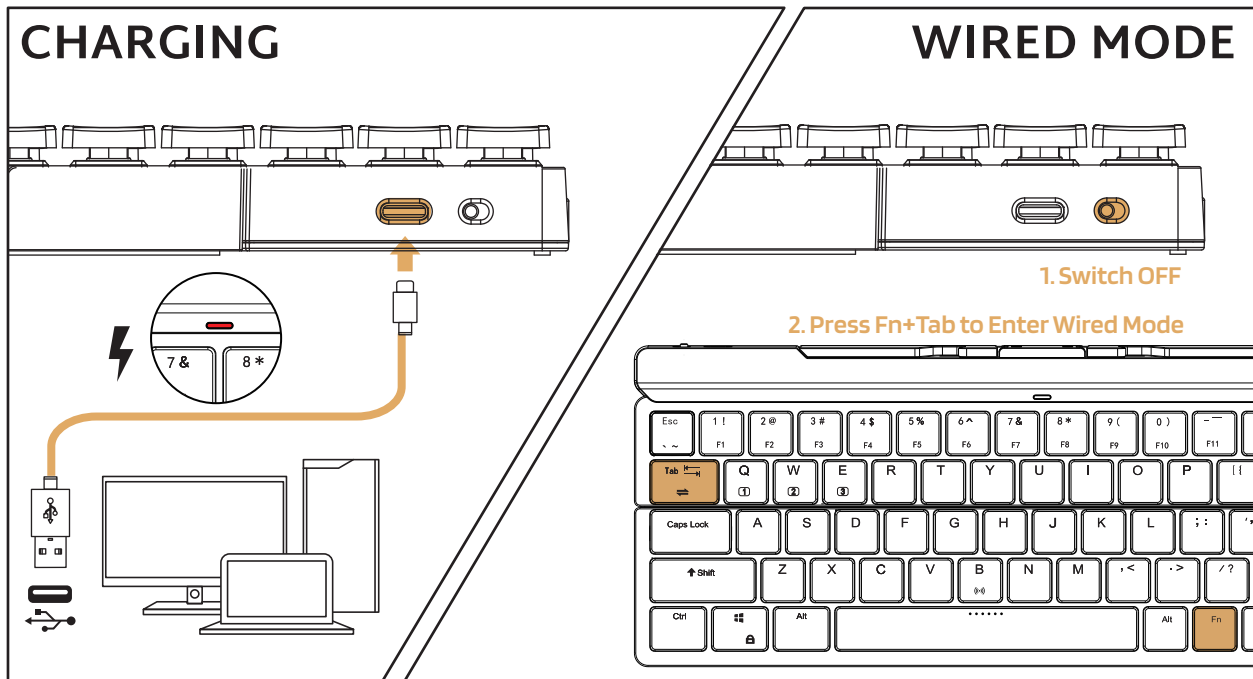


User Manual

Size	289(L)x103(W)x39(H)±2 mm
Layout	61Key
Backlight	Led
Switch	Mechanical switch

WIRED MODE & CHARGING

English

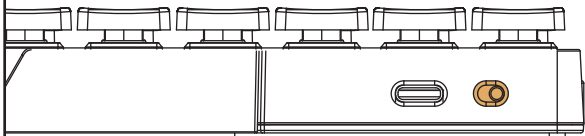


WIRELESS MODES

English

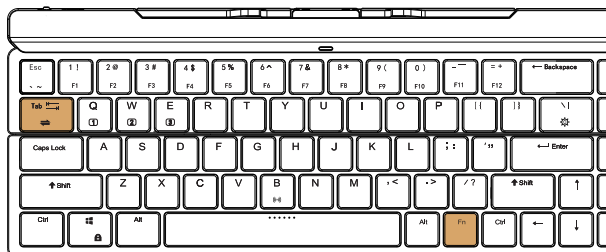
BT Connection

Step 1



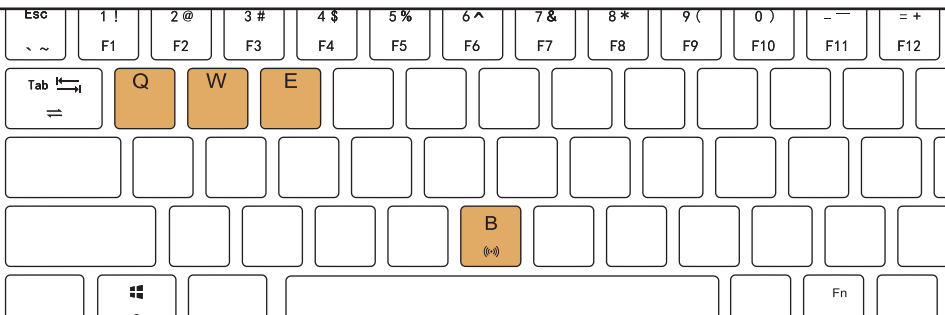
Switch ON

Step 2 Press + Enter to BT Mode




1 SHORT PRESS
Fn+Q/W/E/ to Switch

2 LONG PRESS
Fn+B to Pairing



BACKLIGHT CONTROL

English



 +   Switch Backlight Mode

 +   Backlight Brightness +

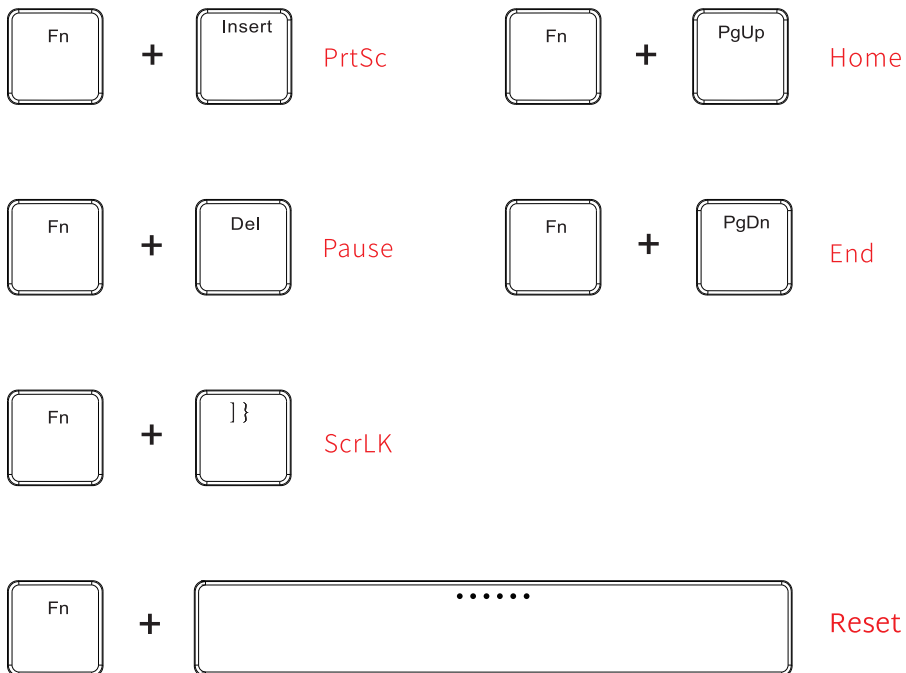
 +   Backlight Brightness -

 +   Backlight Speed +

 +   Backlight Speed -

SPECAIAL FUNCTION KEYS

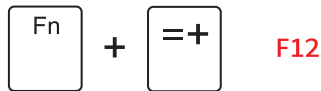
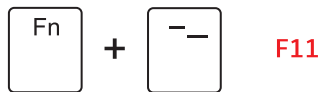
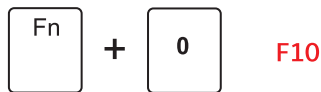
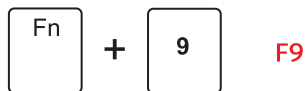
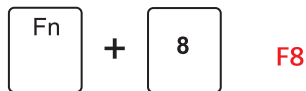
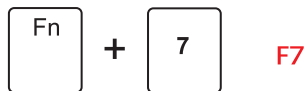
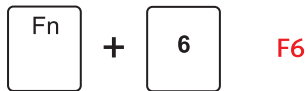
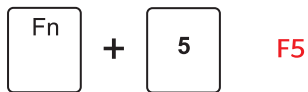
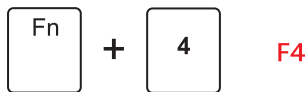
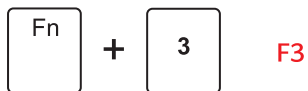
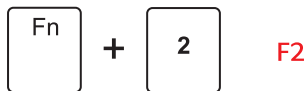
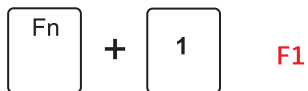
English



MULTIMEDIA KEY FOR WINODWS

English

In Windows mode **FN + A**: switch In Windows system


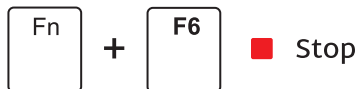


MULTIMEDIA KEY FOR WINDOWS

English

Windows System **FN + A**: switch to Windows system

FN + Left Ctrl (The primary key function and the second function of the composite key are interchanged)




MULTIMEDIA KEY FOR MAC

English

MAC System **FN + S**: switch to MAC system

FN + Left Ctrl (The primary function and the second function of the composite key are interchanged)



SYSTEM REQUIREMENTS

English

BT Mode

- **Device With Bluetooth 3.0 or later**
- **PC:** Windows 7 or Later
- **Mac:** macOS X 10.6 Snow Leopard or Later
- **iOS:** All iPads / iPhone 5 or Later
- **Android:** 5.0 Lollipop or Later

Wired / 2.4Ghz Mode

- **Computer With Available USB port**
- **PC:** Windows 7 or Later
- **Mac:** macOS X 10.6 Snow Leopard or Later

Have an issue with one of our RK products?

Feel free to contact us with any product issues or questions.
We will reply as quickly as possible to ensure all your needs are handled.
Please contact the seller

