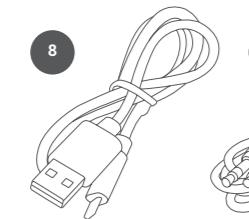
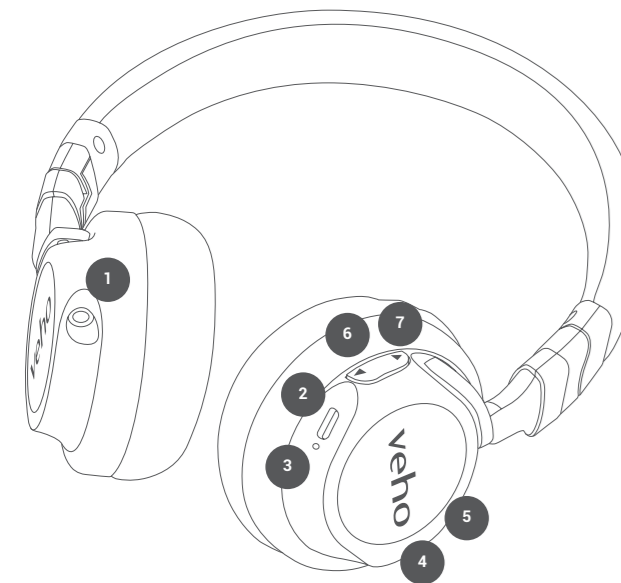


1 Guide to ZB5's



- 1. 3.5mm AUX
- 2. USB charging port
- 3. LED indicator
- 4. Microphone
- 5. MFB (Multi-Function Button)
- 6. Volume - /Previous track
- 7. Volume + /Next track
- 8. Charging cable
- 9. 3.5mm AUX cable

- 1. AUX 3,5mm
- 2. Port de chargement USB
- 3. Indicateur LED
- 4. Microphone
- 5. MFB (bouton multifonction)

- 6. Volume - / Piste précédente
- 7. Volume + / Piste suivante
- 8. Câble de charge
- 9. Câble AUX 3,5mm

2 Charging

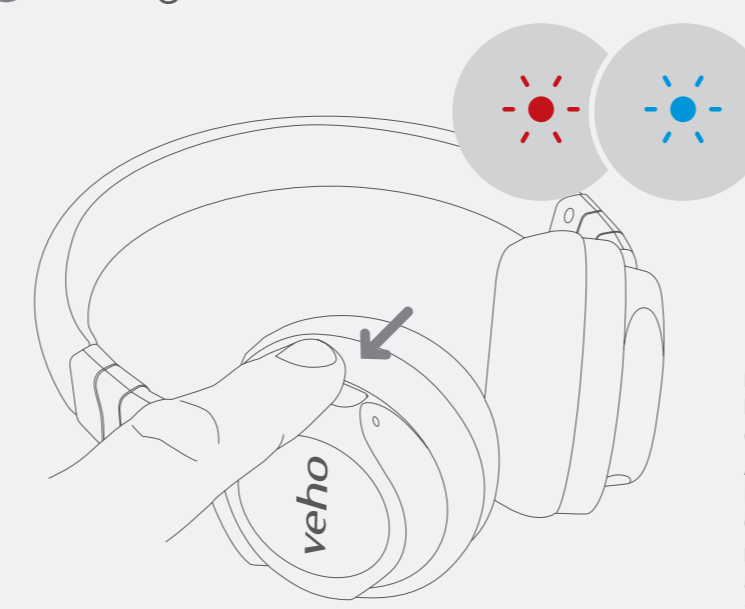


Charging The headphones will take up to 3 hours to fully charge, when ready the red LED will turn off.

Charge Le casque prendra jusqu'à 3 heures pour se recharger complètement, une fois prêt, la LED rouge s'éteindra.

Carga Los auriculares tardarán hasta 3 horas en cargarse por completo, cuando estén listos, el LED rojo se apagará.

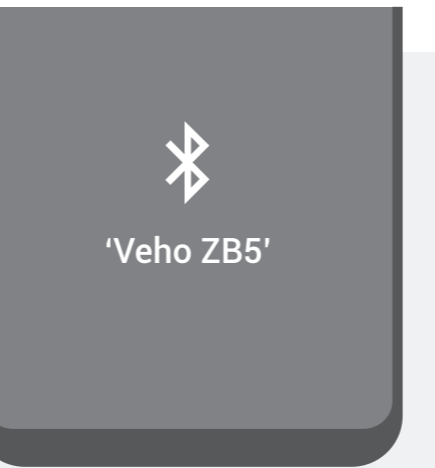
3 Pairing



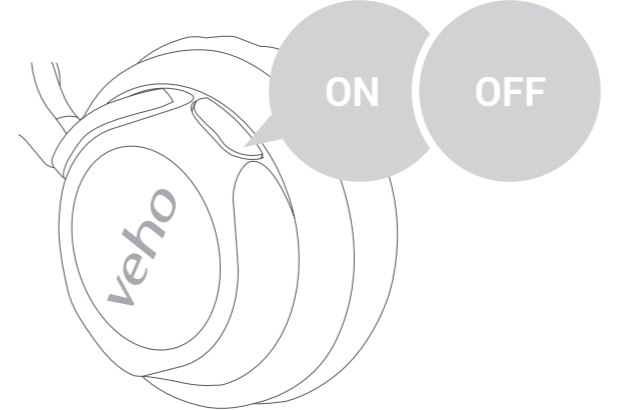
Pairing Press and hold the MFB for 3 seconds. The LED will flash alternately between red & blue to indicate pairing mode. Select 'Veho ZB5' in your Bluetooth® device list.

Appairage Appuyez sur le MFB et maintenez-le enfoncé pendant 3 secondes. La LED clignotera alternativement entre le rouge et le bleu pour indiquer le mode de couplage. Sélectionnez «Veho ZB5» dans la liste de vos appareils Bluetooth®.

Emparejamiento Mantenga pulsado el MFB durante 3 segundos. El LED parpadeará alternativamente entre rojo y azul para indicar el modo de emparejamiento. Seleccione "Veho ZB5" en su lista de dispositivos Bluetooth®.



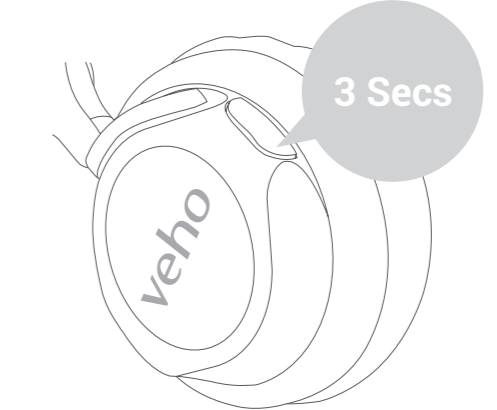
4 Controls



Power on/off Press and hold until the red light turns on/off

Marche/arrêt Appuyez et maintenez enfoncé jusqu'à ce que le voyant rouge s'allume/s'éteigne

Encendido/apagado Mantenga presionado hasta que la luz roja se encienda/apague



Pairing mode Press and hold for 3 seconds to enter pairing mode

Mode d'appariement Appuyez et maintenez pendant 3 secondes pour entrer en mode de couplage

Modo de emparejamiento Mantenga presionado durante 3 segundos para ingresar al modo de emparejamiento



Play/pause Press once

Lecture/pause Appuyez une fois

Reproducir/pausar Presione una vez

Support

In the event, you need to contact Veho for support or troubleshooting for your ZB5 Headphones visit our website at veho-world.com and use our pop-up chat box.

Dans ce cas, vous devez contacter Veho pour obtenir une assistance ou un dépannage pour votre casque ZB5, visitez notre site Web à veho-world.com et utilisez notre boîte de discussion contextuelle.

En este caso, debe comunicarse con Veho para obtener asistencia o solución de problemas para sus auriculares ZB5, visite nuestro sitio web en veho-world.com y use nuestro chat emergente.

EC DECLARATION OF CONFORMITY

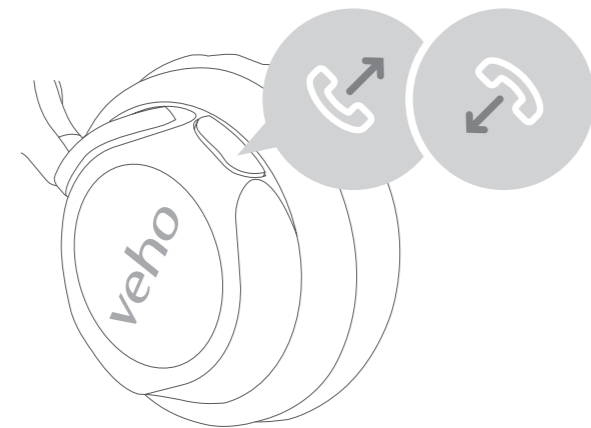
Hereby, Veho UK LTD declares that the radio equipment type (VEP-012-ZB5/VEP-023-ZB5-W) is in compliance with Directive 2014/53/EU. The full text of the EU Declaration of Conformity is available at <https://veho-world.com/compliance/>

Frequency band(s) - 2402-2480MHz

Maximum radio-frequency power - 2.17dBm



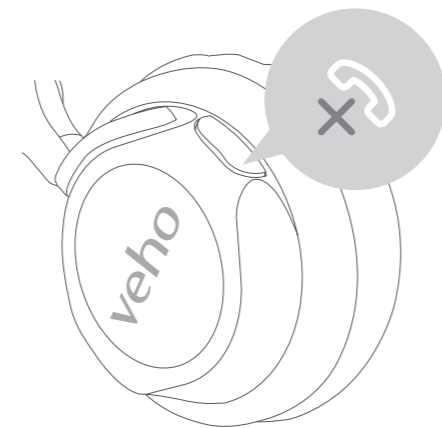
This symbol, affixed to the product or its packaging, indicates that the product must not be processed as household waste. This product should be correctly disposed of according to your local guidelines for electrical and battery operated products. Correct disposal of the battery will avoid potential harm to the environment and human health. For further information regarding the recycling of this product, please contact your local waste recycling centre.



Answer/end a call Press once

Répondre/terminer un appel Appuyez une fois

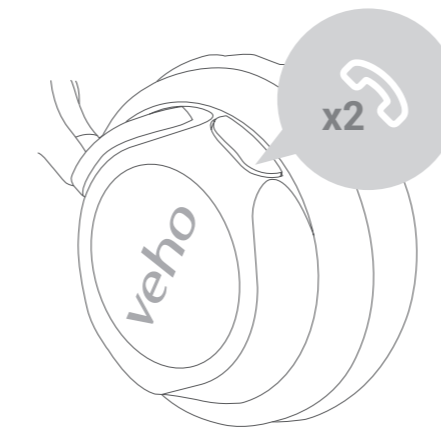
Contestar/finalizar una llamada Presione una vez



Reject an incoming call Press and hold for 2 seconds

Rejeter un appel entrant Appuyez et maintenez pendant 2 secondes

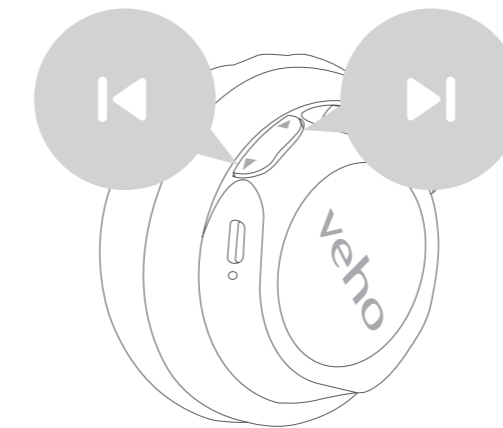
Rechazar una llamada entrante Presione y sostenga por 2 segundos



Re-dial last number Press twice quickly

Recomposer le dernier numéro Appuyez deux fois rapidement

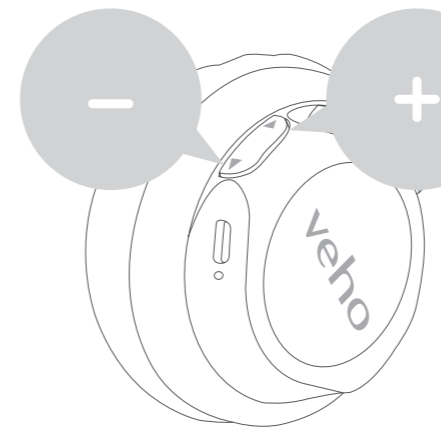
Vuelva a marcar el último número Presione dos veces rápidamente



Next/previous track Press once

Piste suivante/précédente Appuyez une fois

Pista anterior/siguiente Presione una vez



Volume up/down Press and hold

Volume haut/bas Appuyez et maintenez

Subir/bajar volumen Presione y mantenga

Specifications

Speaker	50mm
Frequency response	20Hz-20KHz
Impedance	32Ω
Sensitivity	117+/-3dB
Talk time	19 hours
Music play time	17 hours
Standby time	250 hours
Charging time	3 hours
Battery	400mAh 3.7V Polymer Li-ion Battery
Bluetooth® version	4.1
Bluetooth® profiles	HSP HFP A2DP AVRCP
Working range	Up to 10 metres

IMPORTANT! Only use the supplied charging cable to charge the ZB5 Headphones, ensure you use a compatible power source.

IMPORTANT! Utilisez uniquement le câble de charge fourni pour charger le casque ZB5, assurez-vous d'utiliser une source d'alimentation compatible.

¡IMPORTANT! Solo use el cable de carga suministrado para cargar los auriculares ZB5, asegúrese de usar una fuente de alimentación compatible.

ZB-5 wireless headphones



veho®